

ENERGY STAR® Supplement

This supplement is for the WGO and WTGO boilers rated for ENERGY STAR® compliance. The boilers listed in the following chart are in compliance with ENERGY STAR Program version 3.0 when equipped with the appropriate Field Controls Oil Vent Damper (OVD) kits listed on page 2.

This supplement needs to be used in conjunction with Boiler Manual - WGO - P/N 550-141-826 and WTGO - P/N 550-141-825.



DOE



AHRI Certified Ratings

Boiler Model (8)	Burner Input		Heating Capacity	Seasonal Efficiency	Net Rating (water)	Boiler Water Content	Flue Outlet Diameter	Minimum Chimney			Draft Loss Thru boiler
	GPH (3)	MBH (3)	MBH (2) (4)	AFUE %	MBH (2) (5)	Gallons	Inches (6)	Rect In	Round In	Height Ft	In W.C. (7)
WGO-2RD	0.70	98	75	87	75	11.0	7	8 x 8	6	15	0.010
WGO/WTGO-3RD	0.80	112	98	87	85	14.9	7	8 x 8	6	15	0.010
WGO/WTGO-4RD	1.00	140	123	87	107	13.4	7	8 x 8	6	15	0.010
WGO/WTGO-5RD	1.20	168	148	87	129	15.9	7	8 x 8	7	15	0.015
WGO/WTGO-6RD	1.40	196	173	87	150	18.4	7	8 x 8	7	15	0.015
WGO/WTGO-7RD	1.60	224	197	87	171	20.8	7	8 x 8	8	15	0.015

- (1) WGO/WTGO boiler designed with convertible vertical and horizontal flue outlet.
- (2) MBH refers to thousands of Btu per hour.
- (3) Based on 140,000 Btu/gal.
- (4) Based on standard test procedures prescribed by the United States Department of Energy at combustion condition of 13.5% CO₂ and -0.02" W.C. draft overfire.
- (5) Net AHRI ratings are based on net installed radiation of sufficient quantity for the requirements of the building and nothing need be added for normal piping and pick-up. Water ratings are based on a piping and pick-up allowance of 1.15. An additional allowance should be made for unusual piping and pick-up loads.
- (6) See manual for minimum breeching diameter.
- (7) Listed draft losses are for factory-shipped settings.
- (8) Boiler model suffixes: "R" designates a reduced input version. "D" for damper. **NOTE:** A burner nozzle change is required — refer to the burner instructions or boiler's rating label for correct selection.

NOTICE

When installing the damper with the WGO/WTGO boiler, place the new conversion label and energy guide labels included with the kit on the boiler. EnergyGuide labels should be placed next to the existing labels. Place conversion label as close as possible to existing rating label.



⚠ WARNING SERVICE TECHNICIAN ONLY — read and follow completely.

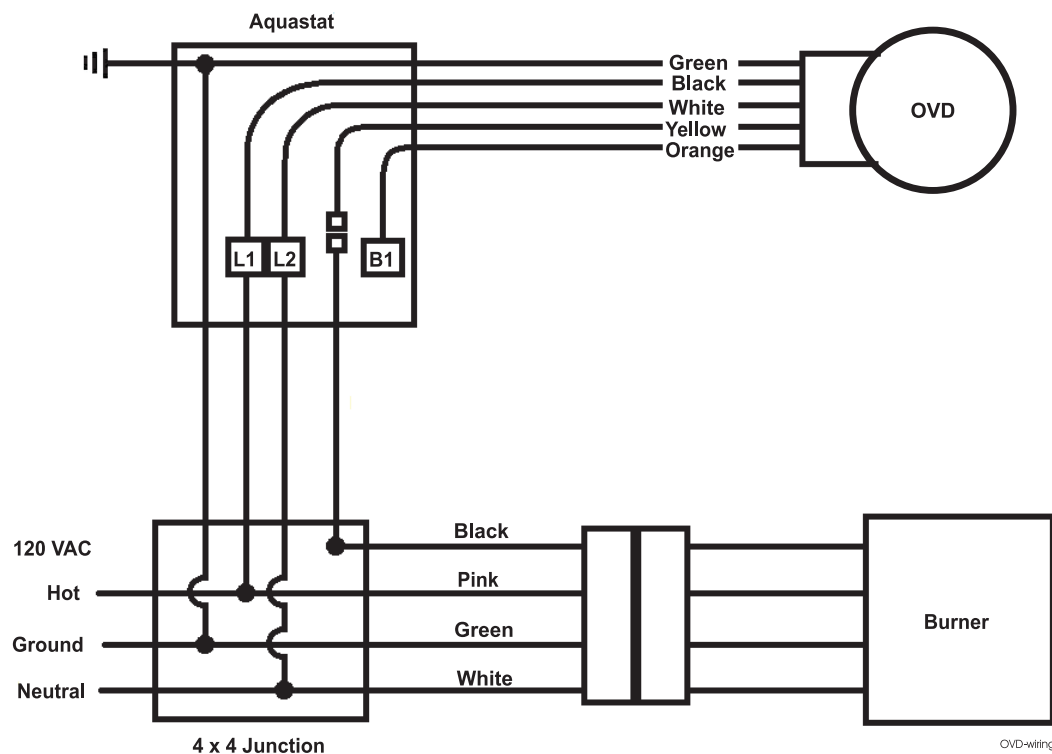


The WGO/WTGO boilers with reduced rates, when installed with the oil vent damper, comply with the guidelines of ENERGY STAR. The vent damper, kit part numbers (below), must be installed in accordance with the damper installation manual. Models WGO-2RD, WGO/WTGO-3RD, WGO/WTGO-4RD, WGO/WTGO-5RD, WGO/WTGO-6RD and WGO/WTGO-7RD are ENERGY STAR tested and certified.

Boiler Model	Vent Damper Part Number
WGO-2RD	381-800-501
WGO/WTGO-3RD	381-800-502
WGO/WTGO-4RD	381-800-503
WGO/WTGO-5RD	381-800-504
WGO/WTGO-6RD	381-800-505
WGO/WTGO-7RD	381-800-506

Vent damper installation is required for ENERGY STAR compliance.

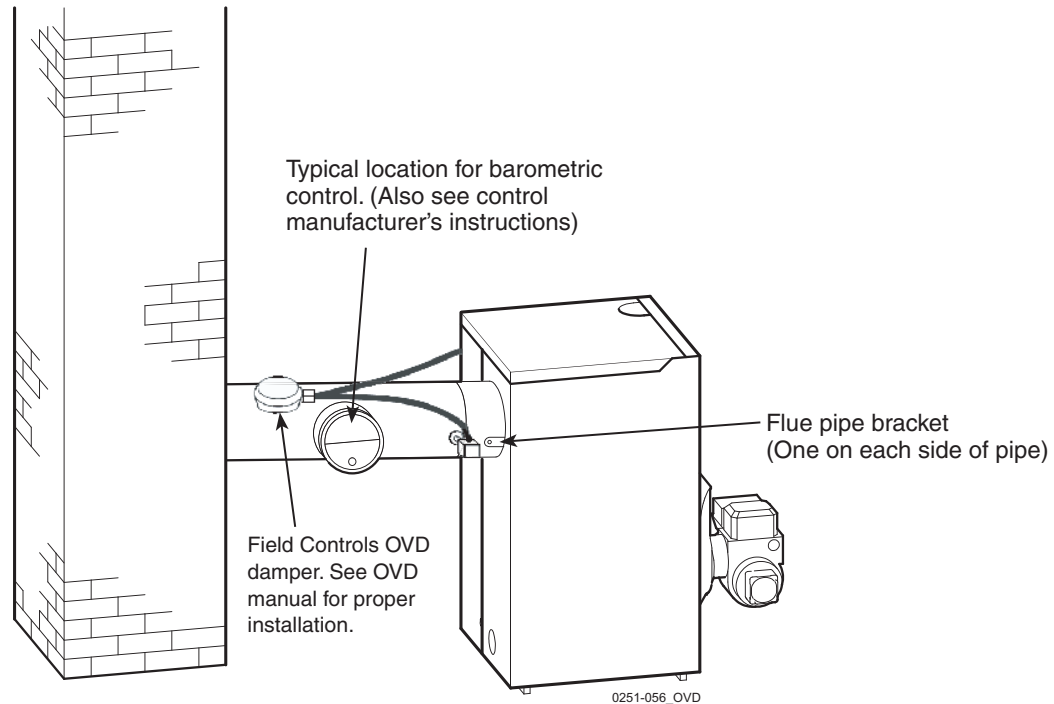
When installing the boiler for ENERGY STAR compliance, wire all controls from vent damper and thermal switch in accordance with the OVD damper manual and the following wiring diagrams.



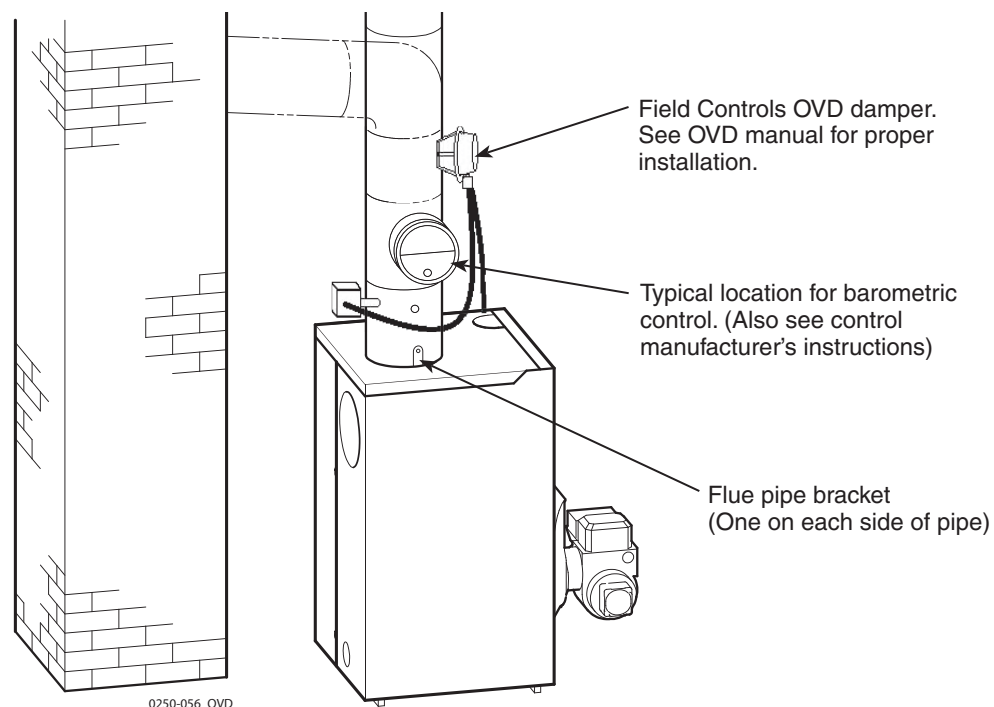


⚠ WARNING SERVICE TECHNICIAN ONLY — read and follow completely.

Back outlet breeching connection



Top outlet breeching connection





⚠ WARNING SERVICE TECHNICIAN ONLY — read and follow completely.