

HE II Section and Base Assembly

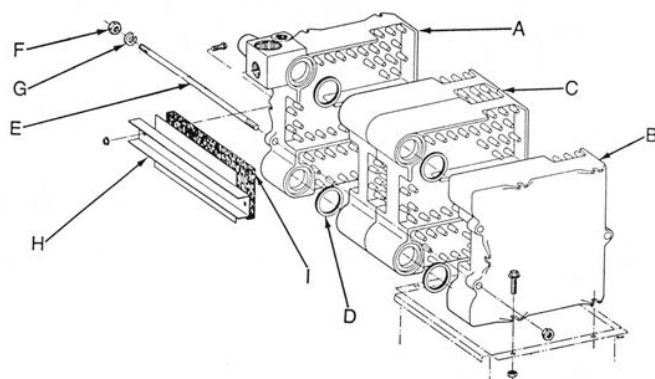
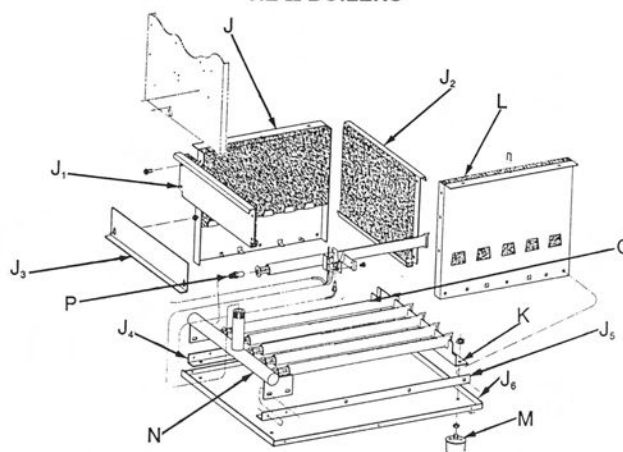
SECTION ASSEMBLY
HE II BOILERSBASE ASSEMBLY
HE II BOILERS

Fig. No.	Part No.	Description	Series No.
A	312-900-000	Left Hand End Section – cast #2914	1
B	312-900-006	Right Hand End Section – cast #2918	1
C	312-900-003	Intermediate Section – cast #2915	1
		Section Assembly (See Note 1)	
	322-910-107	Section Assembly Complete: HE II-3	1
	322-910-108	Section Assembly Complete: HE II-4	1
	322-910-109	Section Assembly Complete: HE II-5	1
	322-910-110	Section Assembly Complete: HE II-6	1
D	592-800-011	2" Square Cut Seal (2 per Joint)	1
E	560-234-500	7/16" Tie Rod w/o nut (3 per Boiler): HE II-3 (9")	1
	560-234-501	7/16" Tie Rod w/o nut (3 per Boiler): HE II-4 (12")	1
	560-234-502	7/16" Tie Rod w/o nut (3 per Boiler): HE II-5 (15")	1
	560-234-503	7/16" Tie Rod w/o nut (3 per Boiler): HE II-6 (18")	1
F	561-928-235	7/16" – 14 Nut (2 per Tie Rod)	1
G	562-248-684	7/16" Washer (1 per Tie Rod)	1
H			1
			1
			1
			1
J	591-638-850	Silicone Sealant for Cleanout Plate (RTV 700 or equivalent) 10.3 oz. Cartridge	1
J			1
J ₁			1
			1
			1
			1
J ₂			1
			1
			1
			1
J ₃	450-030-644	Base Access Panel, (Hot Surface Ignition Only) HE II-3	1
	450-030-645	Base Access Panel, (Hot Surface Ignition Only) HE II-4	1
	450-030-646	Base Access Panel, (Hot Surface Ignition Only) HE II-5	1
	450-030-647	Base Access Panel, (Hot Surface Ignition Only) HE II-6	1
	450-030-643	Igniter Bracket, Boilers with 201N Igniter Hot Surface Only	1

HE II Section and Base Assembly

	450-030-642	Igniter Shield, Boilers with Hot Surface Ignition Systems Only	1
J ₄	450-030-475	Base Pan Angle-Left Hand	1
J ₅	450-030-474	Base Pan Angle-Right Hand	1
J ₆			1
			1
			1
			1
	382-930-109	Control Well, ½" N.P.T.	1
K			1
			1
			1
			1
L	591-222-070	Burner Insulation Set: HE II-3	1
	591-222-071	Burner Insulation Set: HE II-4	1
	591-222-072	Burner Insulation Set: HE II-5	1
	591-222-073	Burner Insulation Set: HE II-6	1
M	590-424-252	Leg Assembly (Includes Leg, Washer and Nuts)	1
N			1
			1
			1
			1
	560-528-992	Main Burner Orifice (Natural Gas) 2.00 mm Drill Size (See Note 3)	1
	560-529-052	Main Burner Orifice (Propane Gas) 1.25 mm Drill Size (See Note 3)	1
O	512-200-035	Stainless steel burner, cannot be used on the HEII boiler. Burner carryover problems may occur. The aluminized steel burners must be used on these boilers.	1
O	512-200-045	Burner, Tubular Steel with Pilot Bracket, for Boilers with Cycle Pilot Systems Only	1
		Flue Collector Replacement Assembly *(Includes Flue Collector, Flue Collector to Blower Housing Transition Assembly with Damper, Blower Housing and Sealant)	
			1
			1
			1
	510-312-312	*Blower Cabinet Assembly (Includes Blower wheel, Cover Plate, Blower Motor, Motor Mounting Brackets, Shock Mounts and Accessories)	1
			1
			1
	591-632-612	Waterglass (4 oz. Bottle)	1
	591-602-914	Boiler Cement, 1/2"gal. Can, for Base Front and Back Cross ties (See Note 2)	1
	591-638-851	Silicone Sealant (RTV 700 or Equivalent) 2.8 oz. Tube	1
	699-999-024	Saf-T Vent Starter/TerminationKit, includes Saf-T Vent starter tee, termination coupling with screen, high temperature silicone and instructions.	
	699-999-034	Z-Vent Starter/TerminationKit, includes Z-Vent starter tee, termination coupling with screen, high temperature silicone and instructions.	

*Sold as an Assembly Only

NOTES:

- 1) Replacement Block Assemblies Will Contain a ½" N.P.T. Control Well.
- 2) Boiler Cement Quantities Required:
HE II Series 3 = 1 Can (½ gallon)
HE II Series 4 = 2 Cans
HE II Series 5 = 3 Cans
HE II Series 6 = 4 Cans
- 3) Order sufficient Quantities to Replace all Orifices within a Base.
- 4) Many parts for this boiler are no longer available. Call for availability.
- 5) Number of burners HEII-3 - 4 burners, HEII-4 - 6 burners, HEII-5 - 8 burners, HEII-6 - 10 burners.

HE II Water Trim




Fig. No.	Part No.	Description	Mfr.	Mfr.'s Part No.	Boiler Size
	382-930-117	Circulator harness Kit for Taco 007, Taco 110, B & B LR-20 and B & G 100 (Includes harness, 4-Pin Wire Harness, Connector, Nuts)	Weil-McLain		ALL
1■	510-312-010	High Limit Temperature control, SPST, Automatic Recycle, 140-220°F. Range, 10°F. fixed subtractive Differential, ½" N.P.T. Brass control Well with extended shank	White-Rogers	11B83-8E1	ALL
1■	510-312-010	High Limit Temperature control, SPST, Automatic Recycle, 140-220°F. Range, 10°F. fixed subtractive Differential, ½" N.P.T. Brass control Well with extended shank	Honeywell	L4080B-1303	ALL
2■	511-546-920	ASME Pressure Relief Valve, set to relieve at 30 PSIG, ¾" N.P.T. Male Inlet, Brass, Side Outlet	Watts	M330	ALL
2■	511-546-924	ASME Pressure Relief Valve, set to relieve at 30 PSIG, ¾" N.P.T. Male Inlet, Brass, Side Outlet	Watts	335	ALL
2■	511-546-924	ASME Pressure Relief Valve, set to relieve at 30 PSIG, ¾" N.P.T. Male Inlet, Brass, Side Outlet	Conbraco	10-408-05	ALL
3■	510-218-099	Combination Pressure-Temperature Gauge, 2 ½" Dial, 0-60 PSIG, 60-260°F., Short Shank, Back Connection, ¼" N.P.T.	ENFM-USA	4104-2½ -¼	ALL
3■	510-218-099	Combination Pressure-Temperature Gauge, 2 ½" Dial, 0-60 PSIG, 60-260°F., Short Shank, Back Connection, ¼" N.P.T.	Ametek	PTA1088	ALL
4	511-210-423	Drain Valve, ¾" N.P.T., 1 ½" shank, Brass	Conbraco	31-606-01	ALL
5■	511-405-113	Circulator, 1/25 H.P., 120/60/1 Motor, 1750 RPM, .75amps	Taco	007	ALL
5■	511-405-115	Circulator, 1/12 H.P., 120/60/1 Motor, 1750 RPM	Bell & Gossett	100	ALL
5■					
5■		Circulator, 1/20 H.P., 120/60/1 Motor, 1750 rpm	Bell & Gossett	NRF-22	
6	590-317-543	Circulator Gasket, for Taco 007 and Un110 Circulators (two required per unit)	Taco	194-1548	ALL
6	590-317-535	Circulator Gasket, for B&G LR-20 Circulators (two required per unit)	Weil-McLain		ALL
6	590-317-542	Circulator Gasket, for B&G 100 Series Circulators (two required per unit)	ITT Fluid Triangle	PO3200	ALL
7	563-910-011	Circulator Counter-Flange, 1" N.P.T., for Taco Circulators	Taco	10-248	ALL
7		Circulator Counter-Flange, 1 ¼" N.P.T., for B&G Circulators	Bell and Gossett	P03250	ALL
7		Circulator Counter Flange, 1 ¼" N.P.T., for Taco Circulators	Taco	110-249	ALL
		High Altitude Kit – 4,000-8000 ft.	Weil-McLain		3, 4, 5
		High Altitude Kit – 4,000-8,000 ft.	Weil-McLain		6
		High Altitude Kit – 8,000-12,000 ft.	Weil-McLain		3, 4, 5
		High Altitude Kit – 8,000-12,000 ft.	Weil-McLain		6
		Control Well, ½" N.P.T.	Weil-McLain		ALL

HE II Base Assembly Controls




Fig. No.	Part No.	Description	Mfr.	Mfr.'s Part No.	Boiler Size
3 ■	510-312-280	Blower Wheel Galvanized Steel, 5.56" Diameter X2" X 5/16" Shaft. Note! HE and HEII Only	Beckett Air	12516	ALL
3 ■	510-312-280	Blower Wheel Galvanized Steel, 5.56" Diameter X2" X 5/16" Shaft. Note! HE and HEII Only	Revcor Inc.	Q575-206-S	ALL
4	510-312-312	Blower Assembly (motor, motor mounting plate, wheel)	Weil-McLain		ALL
5	511-624-510	Pressure Differential Switch, SPDT Switch Action, .95" W.C. Setting, Sea Level to 4,000 ft. Elevation	Tridelta	FS-4080-132	3,4,5
5	511-624-511	Pressure Differential Switch, SPDT Switch Action, .85" W.C. Setting, Sea Level to 4,000 Ft. Elevation	Tridelta	FS-4080-133	6
6	590-317-630	Pressure Differential Switch Tubing, 1/8 I.D. x 12", White	Manufacturers Rubber		ALL
7	590-317-631	Pressure Differential Switch Tubing, 1/8" I.D. x12" Long, Red	Manufacturers Rubber	80-0694-2	ALL
8	512-050-230	Thermal Fuse, 228° C	Elmwood Sensors	RD226-001	ALL
9		Electrical Junction Box, 4" x 2 1/8" (no longer available purchase locally)	Weil-McLain		ALL
10 ■	511-842-370	Control Transformer, 120/24 Volt, 40VA	Basler Electric	BE111640 GDD	ALL
10 ■	511-842-370	Control Transformer, 120/24 Volt, 40VA	Honeywell	AT140B1297	ALL
10 ■	511-842-370	Control Transformer, 120/24 Volt, 40VA	Products Unlimited	4000-01VR223	ALL
	591-391-784	Inducer to Module wire harness with 4 pin Molex Plug			

■ Alternate Components

NOTE: Fasco draft inducer motor number is 7162-1335

HE II Hot Surface Ignition




Fig. No.	Part No.	Description	Mfr.	Mfr.'s Part No.	Boiler Size
*	382-200-448	Conversion Kit from Honeywell S9301A or Gold Control Module (1013-10 or 1013-100) to Gold Control Module (1013-200)	Weil-McLain		ALL
COMBINATION GAS CONTROL VALVE FOR NATURAL GAS					
1N	510-811-655	*Combination Gas Control Valve Kit, Step Opening, 1.2" W.C. Low fire to 3.5" W.C. High Fire, ½" X ½" N.P.T., 24 Volt, Natural Gas	White-Rodgers	36C74-215	ALL
COMBINATION GAS CONTROL VALVE FOR PROPANE GAS					
1P	510-811-656	*Combination Gas Control Valve Kit, Step Opening, 3.0" W.C. Low fire to 10.0" W.C. High Fire, ½" X ½" N.P.T., 24 Volt, Propane Gas	White-Rodgers	36C74-227	ALL
GAS CONTROL COMPONENTS FOR NATURAL GAS AND PROPANE GAS					
2	See Above *	Integrated Boiler control Module, 15 Sec. Pre-Purge, 20 Sec. Igniter Heat-Up, 2 Sec. Gas Valve/Igniter Overlap, 4 Sec. Trial For Main flame, 30 Sec. Post Purge, Non-Recycle with 100% Lock-Up after Three Trials			ALL
3	511-330-148	Igniter Replacement Kit (Includes Igniter and Shield)	Weil-McLain		ALL
4	591-391-819	Wiring harness – control Module to Igniter	Weil-McLain		ALL
5	591-391-786	Wiring Harness – Connects Ignition/Sensing Control Module to Controls	Weil-McLain		ALL
6	591-391-788	Wiring Harness – control Module to Junction Box	Weil-McLain		ALL
CONVERSION KITS: NATURAL TO PROPANE, PROPANE TO NATURAL					
	510-811-480	Conversion Kit for Hot Surface Ignition systems, Natural Gas to Propane Gas	Weil-McLain		ALL
	510-811-485	Conversion Kit for Hot Surface Ignition Systems, Propane Gas to Natural Gas	Weil-McLain		ALL
	591-391-784	Inducer to module wire harness with 4 pin Molex plug			