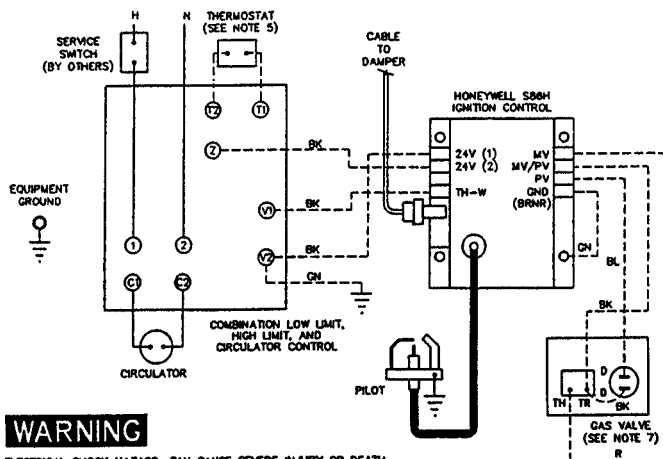


SCHEMATIC WIRING DIAGRAM



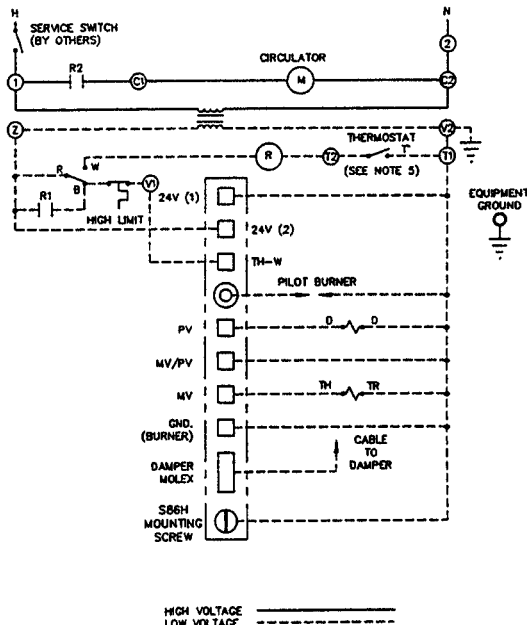
WARNING

ELECTRICAL SHOCK HAZARD, CAN CAUSE SEVERE INJURY OR DEATH. DISCONNECT POWER BEFORE INSTALLING AND/OR SERVICING.

NOTES:

- ALL WIRING MUST BE INSTALLED IN ACCORDANCE WITH:
 - U.S.A. - N.E.C. AND ANY OTHER NATIONAL STATE, OR LOCAL CODE REQUIREMENTS HAVING JURISDICTION.
 - CANADA - C.S.A., C22.1 C.E.C. PART 1 AND ANY OTHER NATIONAL, PROVINCIAL, OR LOCAL CODE REQUIREMENTS HAVING JURISDICTION.
- ALL SAFETY CIRCUIT WIRING MUST BE:
 - U.S.A. - N.E.C. CLASS 1.
 - CANADA - C.S.A. C22.1 C.E.C. PART 1.
- FOR MULTIPLE ZONING USING EITHER ZONE VALVES OR CIRCULATORS, REFER TO THE COMPONENT MANUFACTURER'S INSTRUCTIONS FOR APPLICATIONS AND WIRING.
- IF ANY OF THE ORIGINAL WIRE AS SUPPLIED WITH THE APPLIANCE MUST BE REPLACED, IT MUST BE REPLACED WITH TYPE 90C WIRE OR ITS EQUIVALENT.
- THERMOSTAT HEAT ANTICIPATOR SETTING MUST BE 0.25 AMPS.
- REFER TO CONTROL COMPONENTS INSTRUCTIONS SHEETS PACKED WITH THE BOILER FOR APPLICATIONS INFORMATION.
- FOR HONEYWELL VR844K GAS VALVE, CONNECT RED WIRE TO TH, BLACK WIRE TO TR, BLUE WIRE TO TH-TR.

LADDER WIRING DIAGRAM



HIGH VOLTAGE
LOW VOLTAGE

NOTICE - ALL CONTACTS SHOWN WITHOUT POWER APPLIED - OFF SHELF CONDITION.

EG/EGH WATER BOILER SCHEMATIC AND LADDER WIRING DIAGRAMS. HONEYWELL S86H ELECTRONIC IGNITION SYSTEM WITH OR WITHOUT VENT DAMPER. APPLICABLE FOR WATER WITH INDIRECT HEATER ONLY.

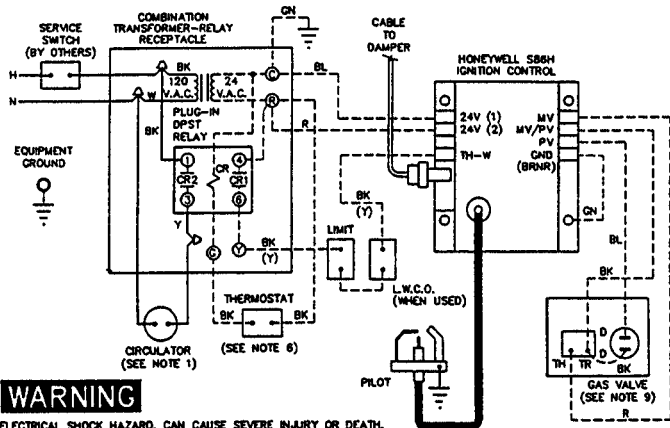
CANADA AND U.S.A.

WEIL-McLAIN

A Division of The Marley Company
Michigan City, Indiana 46360

PART NUMBER 550-224-489/1190WM

SCHEMATIC WIRING DIAGRAM



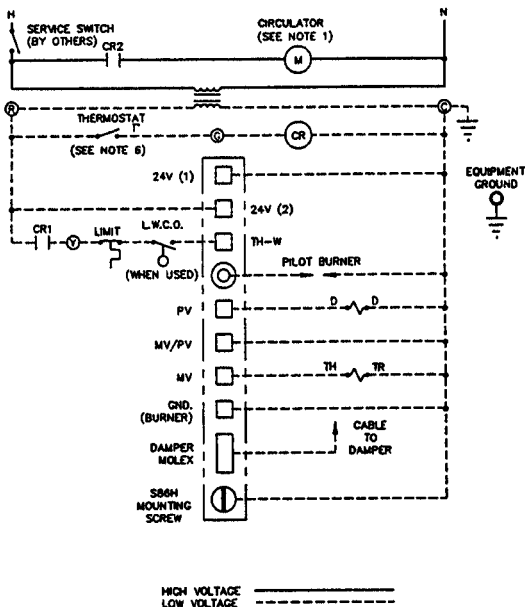
WARNING

ELECTRICAL SHOCK HAZARD, CAN CAUSE SEVERE INJURY OR DEATH. DISCONNECT POWER BEFORE INSTALLING AND/OR SERVICING.

NOTES:

- NOT REQUIRED WITH GRAVITY HOT WATER.
- ALL WIRING MUST BE INSTALLED IN ACCORDANCE WITH:
 - U.S.A. - N.E.C. AND ANY OTHER NATIONAL STATE, OR LOCAL CODE REQUIREMENTS HAVING JURISDICTION.
 - CANADA - C.S.A., C22.1 C.E.C. PART 1 AND ANY OTHER NATIONAL, PROVINCIAL, OR LOCAL CODE REQUIREMENTS HAVING JURISDICTION.
- ALL SAFETY CIRCUIT WIRING MUST BE:
 - U.S.A. - N.E.C. CLASS 1.
 - CANADA - C.S.A. C22.1 C.E.C. PART 1.
- FOR MULTIPLE ZONING USING EITHER ZONE VALVES OR CIRCULATORS, REFER TO THE COMPONENT MANUFACTURER'S INSTRUCTIONS FOR APPLICATIONS AND WIRING.
- IF ANY OF THE ORIGINAL WIRE AS SUPPLIED WITH THE APPLIANCE MUST BE REPLACED, IT MUST BE REPLACED WITH TYPE 90C WIRE OR ITS EQUIVALENT.
- THERMOSTAT HEAT ANTICIPATOR SETTING MUST BE 0.40 AMPS.
- REFER TO CONTROL COMPONENTS INSTRUCTIONS SHEETS PACKED WITH THE BOILER FOR APPLICATIONS INFORMATION.
- (Y) DENOTES PFG WIRE COLOR.
- FOR HONEYWELL VR844K GAS VALVE, CONNECT RED WIRE TO TH, BLACK WIRE TO TR, BLUE WIRE TO TH-TR.

LADDER WIRING DIAGRAM



HIGH VOLTAGE
LOW VOLTAGE

NOTICE - ALL CONTACTS SHOWN WITHOUT POWER APPLIED - OFF SHELF CONDITION.

EG/EGH & PFG SCHEMATIC AND LADDER WIRING DIAGRAMS. HONEYWELL S86H ELECTRONIC IGNITION SYSTEM WITH OR WITHOUT VENT DAMPER. APPLICABLE FOR FORCED OR GRAVITY HOT WATER, NATURAL GAS ONLY. CANADA AND U.S.A.

WEIL-McLAIN

A Division of The Marley Company
Michigan City, Indiana 46360

PART NUMBER 550-224-488/1290WM