WEIL-McLAIN

HVAC Product Catalog

Up-Flow Gas Furnaces

90% AFUE

Standard Features:

- 90%+ AFUE Efficiency With Weldless Tubular Heat Exchanger
- Up-Flow Applications
- Self Diagnosing Control System
- Patented High Temperature Limit System
- Easy Service Access With No Door Switches
- Power Terminals Provided For Humidifier And Electronic Air Cleaner
- 20 - Year Limited Heat Exchanger Warranty
- 5 - Year Limited Parts Warranty

WEIL-McLAIN

Gas Furnaces

Natural Gas to Propane (LP) Conversion Kits Available

Up-Flow Model Shown

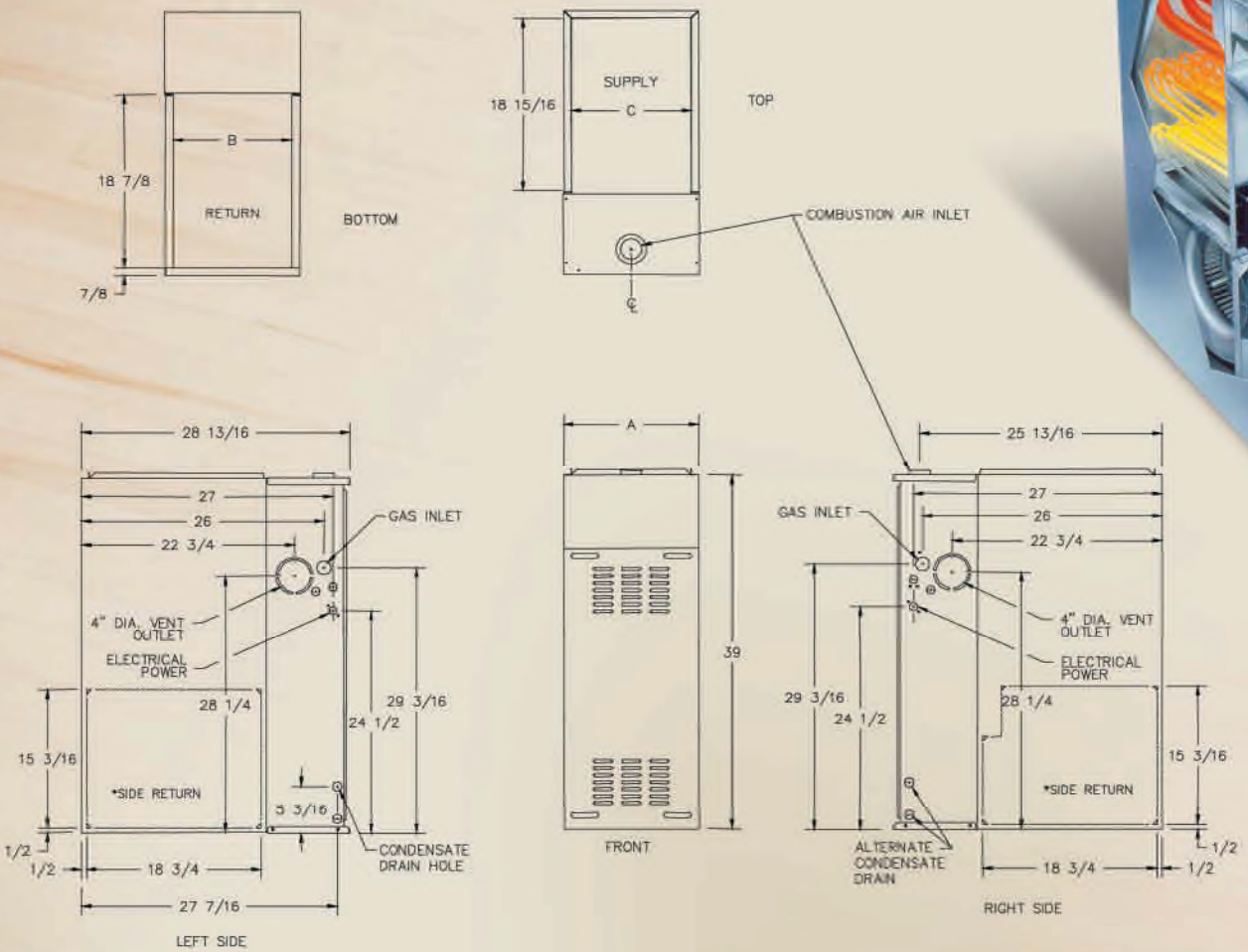

Up-Flow Models 90.9% AFUE								Plenum Openings						
Model	BTUH (input)	BTUH (output)	Max Cooling Tons	Blower (Direct Drive) Motor (HP)	Blower (Direct Drive) Size	Shipping Weight (lbs)	Cabinet Width (A)	Supply (C) Width	Supply (C) Depth	Return (B) Width	Return (B) Depth	High Speed CFM @ 0.5 Inches W.C.	Vent Size Inches* Intake	Vent Size Inches* Exhaust
WMVSA054NH3R	54,000	49,300	3	1/3	10-6	122	17 1/2"	15 15/16"	18 15/16"	15 3/4"	18 7/8"	1,140	2	2
WMVSA072NH3R	72,000	65,700	3	1/2	10-8	131	17 1/2"	15 15/16"	18 15/16"	15 3/4"	18 7/8"	1,299	2 or 3	2 or 3
WMVSA072NH4R	72,000	65,700	4	3/4	Dual 10-4	141	20 1/2"	18 15/16"	18 15/16"	18 3/4"	18 7/8"	1,507	2 or 3	2 or 3
WMVSA090NH3R	90,000	82,100	3	1/2	10-8	145	17 1/2"	15 15/16"	18 15/16"	15 3/4"	18 7/8"	1,316	2 or 3	2 or 3
WMVSA090NH4R	90,000	82,100	4	3/4	Dual 10-4	150	20 1/2"	18 15/16"	18 15/16"	18 3/4"	18 7/8"	1,683	2 or 3	2 or 3
WMVSA108NH5R	108,000	98,600	5	3/4	Dual 10-6	174	23 1/2"	21 15/16"	18 15/16"	21 3/4"	18 7/8"	1,807	3	3
WMVSA126NH5R	126,000	115,000	5	3/4	Dual 10-6	193	23 1/2"	21 15/16"	18 15/16"	21 3/4"	18 7/8"	1,827	3	3

*Vent size will depend upon vent length and number of elbows. Please review installation manual.

Down-Flow/Horizontal Gas Furnaces

90% AFUE

Standard Features:

- 90%+ AFUE Efficiency With Weldless Tubular Heat Exchanger
- Down-Flow/Horizontal Applications
- Self Diagnosing Control System
- Patented High Temperature Limit System
- Easy Service Access With No Door Switches
- Power Terminals Provided For Humidifier And Electronic Air Cleaner
- 20 - Year Limited Heat Exchanger Warranty
- 5 - Year Limited Parts Warranty

WEIL-McLAIN

Gas Furnaces

Natural Gas to Propane (LP) Conversion Kits Available

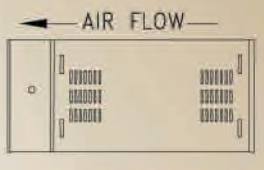

HORIZONTAL AIR LEFT

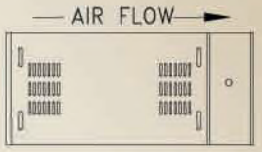

HORIZONTAL AIR RIGHT

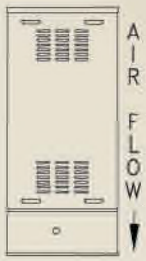

DOWNFLOW

Down-Flow Horizontal Model Shown

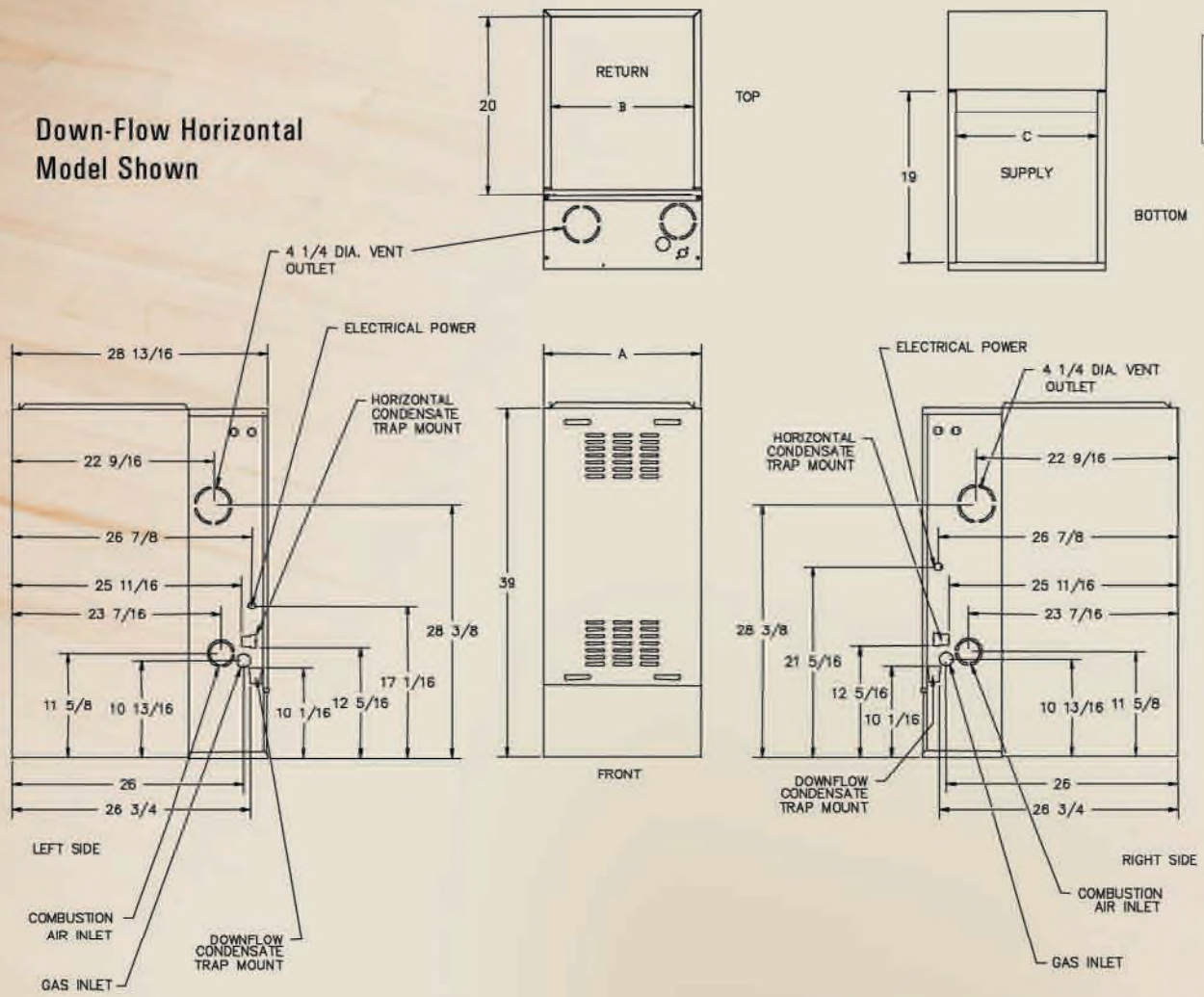

Down-Flow Models 90.4% AFUE

Model	BTUH (input)	BTUH (output)	Max Cooling Tons	Blower (Direct Drive) Motor (HP)	Blower (Direct Drive) Size	Shipping Weight (lbs)	Cabinet Width (A)	Plenum Openings Supply (C) Width	Plenum Openings Supply (C) Depth	Plenum Openings Return (B) Width	Plenum Openings Return (B) Depth	High Speed CFM @ 0.5 Inches W.C.	Vent Size Inches* Intake	Vent Size Inches* Exhaust
WMCSA054NH3R	54,000	48,900	3	1/3	10-6	122	17 1/2"	15 3/4"	18 15/16"	15 15/16"	18 7/8"	1,213	2	2
WMCSA072NH3R	72,000	65,200	3.5	1/2	10-8	131	17 1/2"	15 3/4"	18 15/16"	15 15/16"	18 7/8"	1,391	2 or 3	2 or 3
WMCSA072NH4R	72,000	65,200	4	3/4	Dual 10-4	141	20 1/2"	18 3/4"	18 15/16"	18 15/16"	18 7/8"	1,548	2 or 3	2 or 3
WMCSA090NH3R	90,000	81,400	3.5	1/2	10-8	145	17 1/2"	15 3/4"	18 15/16"	15 15/16"	18 7/8"	1,360	2 or 3	2 or 3
WMCSA090NH4R	90,000	81,400	4	3/4	Dual 10-4	150	20 1/2"	18 3/4"	18 15/16"	18 15/16"	18 7/8"	1,682	2 or 3	2 or 3
WMCSA108NH5R	108,000	97,700	5	3/4	Dual 10-6	174	23 1/2"	21 3/4"	18 15/16"	21 15/16"	18 7/8"	1,887	3	3
WMCSA126NH5R	126,000	114,000	5	3/4	Dual 10-6	193	23 1/2"	21 3/4"	18 15/16"	21 15/16"	18 7/8"	1,828	3	3

*Vent size will depend upon vent length and number of elbows. Please review installation manual.

Gas Furnaces

80% AFUE

Standard Features:

- 80%+ AFUE Efficiency With Weldless Tubular Heat Exchanger
- All Positions: Up-Flow, Down-Flow and Horizontal Applications
- Self Diagnosing Control System
- Patented High Temperature Limit System
- Easy Service Access With No Door Switches
- Power Terminals Provided For Humidifier And Electronic Air Cleaner
- 20 - Year Limited Heat Exchanger Warranty
- 5 - Year Limited Parts Warranty

WEIL-McLAIN

Gas Furnaces

Natural Gas to Propane (LP) Conversion Kits Available

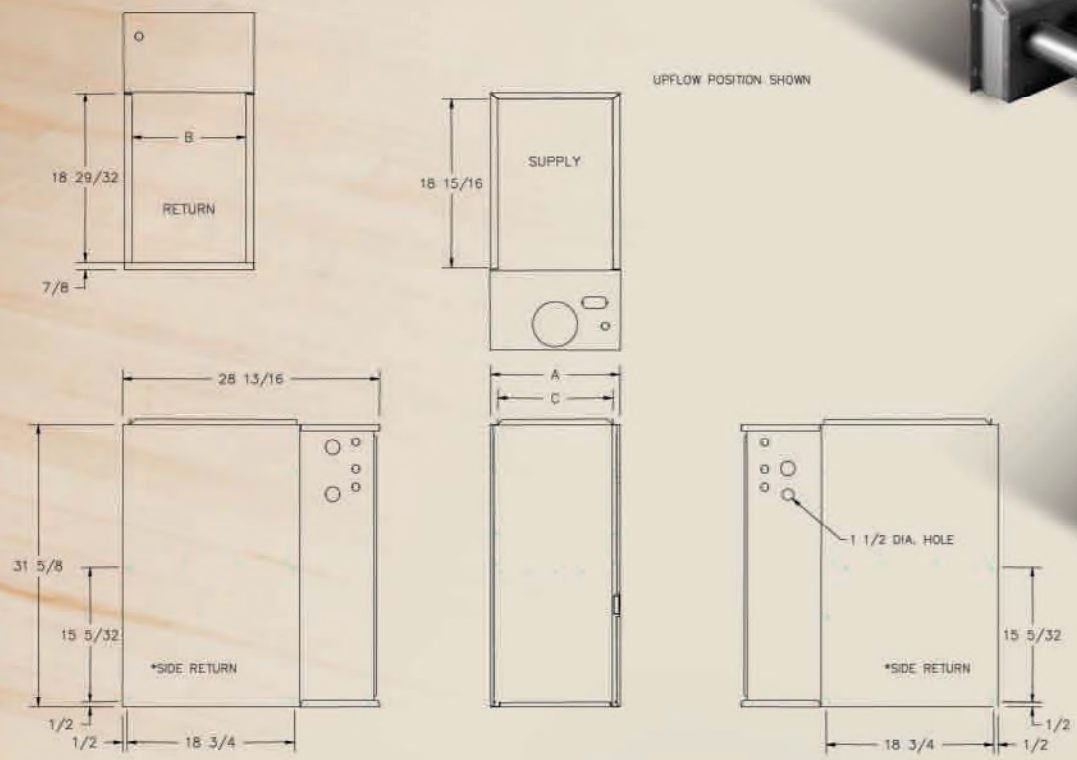



Multi-Position Furnace

Model	BTUH (input)	BTUH (output)	Max Cooling Tons	Blower (Direct Drive) Motor (HP)	Blower (Direct Drive) Size	Shipping Weight (lbs)	Cabinet Width (A)	Plenum Openings Supply (C) Width	Plenum Openings Supply (C) Depth	Plenum Openings Return (B) Width	Plenum Openings Return (B) Depth	High Speed CFM @ 0.5 Inches W.C.	Vent Size Inches
WMABA040NI2R	40,000	32,500	2	1/4	10-4	100	14-1/2"	12-15/16"	18-15/16"	12-3/4"	18-29/32"	805	3
WMABA040NI3R	40,000	32,500	3	1/3	10-6	110	14-1/2"	12-15/16"	18-15/16"	12-3/4"	18-29/32"	1,265	3
WMABA060NI2R	60,000	48,800	2	1/4	10-4	105	14-1/2"	12-15/16"	18-15/16"	12-3/4"	18-29/32"	850	4
WMABA060NI3R	60,000	48,800	3	1/3	10-6	110	14-1/2"	12-15/16"	18-15/16"	12-3/4"	18-29/32"	1,260	4
WMABA060NI4R	60,000	48,800	4	1/2	10-8	125	17-1/2"	15-15/16"	18-15/16"	15-3/4"	18-29/32"	1,635	4
WMABA080NI2R	80,000	65,000	2	1/4	10-4	113	14-1/2"	12-15/16"	18-15/16"	12-3/4"	18-29/32"	920	4
WMABA080NI3R	80,000	65,000	3	1/3	10-6	115	14-1/2"	12-15/16"	18-15/16"	12-3/4"	18-29/32"	1,230	4
WMABA080NI4R	80,000	65,000	4	1/2	10-8	125	17-1/2"	15-15/16"	18-15/16"	15-3/4"	18-29/32"	1,645	4
WMABA080NI5R	80,000	65,000	5	3/4	Dual 10-4	140	20-1/2"	18-15/16"	18-15/16"	18-3/4"	18-29/32"	1,930	4
WMABA100NI3R	100,000	81,300	3	1/3	10-6	125	17-1/2"	15-15/16"	18-15/16"	15-3/4"	18-29/32"	1,250	4
WMABA100NI4R	100,000	81,300	4	1/2	10-8	130	17-1/2"	15-15/16"	18-15/16"	15-3/4"	18-29/32"	1,580	4
WMABA100NI5R	100,000	81,300	5	3/4	Dual 10-4	145	20-1/2"	18-15/16"	18-15/16"	18-3/4"	18-29/32"	1,950	4
WMABA120NI4R	120,000	97,600	4	1/2	10-8	145	20-1/2"	18-15/16"	18-15/16"	18-3/4"	18-29/32"	1,655	4
WMABA120NI5R	120,000	97,600	5	3/4	Dual 10-4	150	20-1/2"	18-15/16"	18-15/16"	18-3/4"	18-29/32"	1,965	4
WMABA140NI4R	140,000	113,800	4	3/4	Dual 10-4	165	23-1/2"	21-15/16"	18-15/16"	21-3/4"	18-29/32"	1,860	4
WMABA140NI5R	140,000	113,800	5	3/4	Dual 10-6	165	23-1/2"	21-15/16"	18-15/16"	21-3/4"	18-29/32"	2,235	4

Air Conditioners

13 SEER

Standard Features:

- Compact, Corrosion Resistant Design
- Durable Condenser Coil
- Sound Absorbing Injection Molded Top Cap
- High-Efficiency Compressors
- Environmentally Friendly R-410a Refrigerant
- Liquid Line Filter Drier
- One Foot Print – 1.5 thru 5.0 Ton Sizes
- Easy-Serviceability – Single Screw Access Panel
- 5 Year Limited Compressor Warranty
- 5 Year Limited Warranty On Parts*

*Product must be registered within 60 days of installation to receive this extended warranty - if not, the standard warranty is 1 year.

MADE IN THE USA

WEIL-McLAIN

Air Conditioners

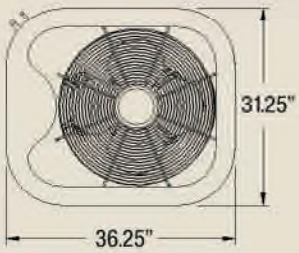



Unit Specifications

Nominal Capacity (Ton)	1.5	2	2.5	3	3.5	4	5
Model Number	WM4AC13018ASA1	WM4AC13024ASA1	WM4AC13030ASA1	WM4AC13036ASA1	WM4AC13042ASA1	WM4AC13048ASA1	WM4AC13060ASA1
Rated BTU/H	18,000	24,000	29,000	34,000	41,000	46,000	57,000
Seasonal Energy Efficiency Ratio (SEER)	13.0	13.0	13.0	13.0	13.0	13.0	13.0
Compressor Type	Compliant Scroll						
Compressor Manufacturer	Copeland						
Liquid Line Connection	3/8"	3/8"	3/8"	3/8"	3/8"	3/8"	3/8"
Suction Line Connection	3/4"	3/4"	3/4"	3/4"	7/8"	7/8"	7/8"
Refrigerant	R-410a	R-410a	R-410a	R-410a	R-410a	R-410a	R-410a
Cabinet	Fully Louvered Galvanized Steel with Powder Coat Protection						
*Cabinet Height (H Dimension in inches)	20.5"	20.5"	24.5"	24.5"	24.5"	24.5"	28.5"
Weight (lbs.)	150	151	152	170	201	203	218

Air Handlers

Standard Features:

- Up-Flow or Horizontal Hydronic Heating and Cooling Applications Without Modification*
- Up-Flow, Down-Flow or Horizontal Hydronic Heating Applications Without Modification**
- Powder Coated Galvanized Steel Cabinet
- Fully Insulated Cabinet
- Corrosion Resistant Aluminum End Plates
- Bottom Return Air
- 5 - Year Limited Warranty

WEIL-McLAIN
500 Blaine Street, Michigan City, IN 46360-2388 | www.weil-mclain.com

Air Handlers

Hydronic Heating Air Handlers

Model Number	Dimensions				Specifications				
	Plenum				Nominal Blower CFM @ .5 w.c. External Static Pressure	Full Load Blower Amps	Cooling Capacity (Tons)	Heating Coil Rows	Heating Output (MBH) @ 180°F Entering Water Temp. and 7.2 GPM
	Return Air		Supply Air						
	Width	Depth	Width	Depth					
WMWFM2DS3NP	19.50"	19.50"	19.50"	19.25"	1,170	3.4	1.5 - 2	3	57,000
WMWFM3DS3NP	19.50"	19.50"	19.50"	19.25"	1,190	7	2.5 - 3	3	70,000
WMWFM4DS3NP	19.50"	19.50"	19.50"	19.25"	1,570	8.4	3.5 - 4	3	82,000
WMWFM5DS4NP	19.50"	19.50"	19.50"	19.25"	1,560	8.4	5	4	90,000

Cooling Air Handlers

Model Number	Dimensions							Specifications			
	Cabinet			Plenum				Nominal Blower CFM @ .5 w.c. External Static Pressure	Full Load Blower Amps	Cooling Capacity (Tons)	Weight (lbs.)
				Return Air		Supply Air					
	Width	Depth	Height	Width	Depth	Width	Depth				
WMSL30A2064ED	19.75"	21.50"	45"	16.50"	19"	18.25"	14.625"	950	4	1.5 - 2.5	94
WMSL36A3864ED	19.75"	21.50"	45"	16.50"	19"	18.25"	14.625"	1,200	5	3	118
WMBL48A3084ED	23"	22.50"	51"	19"	19.625"	21.50"	15.50"	1,450	7	3.5 - 4	131
WMBL60A4Z83ED	23"	22.50"	51"	19"	19.625"	21.50"	15.50"	1,850	8.4	5	155

Hydronic Heating & Cooling Air Handlers

Model Number	Dimensions							Specifications				
	Cabinet			Plenum				Nominal Blower CFM @ .5 w.c. External Static Pressure	Full Load Blower Amps	Cooling Capacity (Tons)	Heating Coil Rows	Heating Output (MBH) @ 180°F Entering Water Temp. and 7.2 GPM
				Return Air		Supply Air						
	Width	Depth	Height	Width	Depth	Width	Depth					
WMSLW30A2064TDS3NP	19.75"	21.50"	45"	16.50"	19"	18.25"	15"	900	3.4	1.5 - 2.5	3	64,000
WMBLW36A2Y84TDB3NP	23"	22.50"	51"	19"	19.625"	21.75"	15.50"	1,150	7	3	3	75,000
WMBLW48A3084TDB3NP*	23"	22.50"	51"	19"	19.625"	21.75"	15.50"	1,450	8.4	3.5 - 4	3	92,000
WMBLW60A3Z84TDB3NP*	23"	22.50"	51"	19"	19.625"	21.75"	15.50"	1,630	8.4	5	3	96,000

*Cannot be matched with a 14 SEER air conditioner, must use a 13 SEER unit.

Forced Air Heat Exchangers

Model WMB

The Weil-McLain Model WMB Heat Exchanger is designed for converting electric furnaces, or electric heat pumps, to lower priced gas or oil heat. The WMB heat exchanger should be installed in the furnace plenum by fabricating a sheet metal transitional frame to match the plenum to the heat exchanger. The exchanger should be at least 6" above a cooling coil. Complete installation instructions are packed with each unit.

The key to good performance is proper selection of the heat exchanger. It should match the output of the boiler with minimum pressure drop across the air side of the coil. A pressure drop that is too high will interfere with the summer cooling cycle.

In a space heating only system, the exchanger should be piped directly to the boiler.

	Rating/Design Conditions										Dimensions (Inches)				
Model Number	Boiler Input (MBH)	Heat Exchanger Output (MBH)	Pump Flow (GPM)	Entering Water Temp. (F)	Leaving Water Temp. (F)	Water Pressure Drop (Ft. of Water)	Air Flow (CFM)	Entering Air Temp. (F)	Leaving Air Temp. (F)	Air Friction (Inches W.C.)	Supply Tapping	Return Tapping	Depth	Width	Height
WMB-3	60	58	6	185°	165°	.6	750	70°	140°	.08	1"	1"	18"	21"	33/8"
WMB-4	83	82	6	185°	157°	.6	1,100	70°	138°	.08	1"	1"	25"	21"	33/8"
WMB-5	107	104	6	185°	149°	.5	1,490	70°	134°	.08	1"	1"	29"	23"	33/8"
WMB-6	128	124	6	185°	142°	.5	1,870	70°	131°	.08	1"	1"	31"	27"	33/8"

Thermal fan switch included with the heat exchanger. Fan on at 120°F, fan off at 105°F

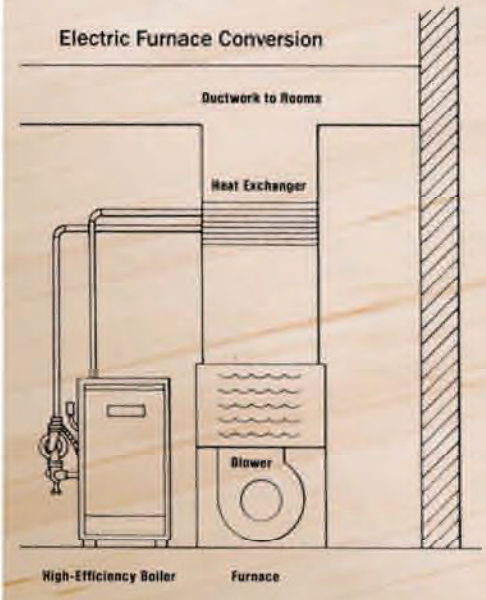

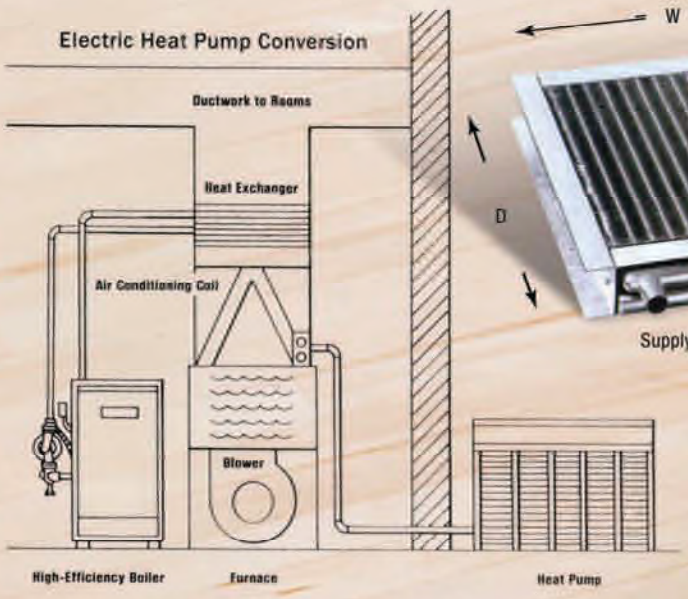



Cased & Uncased Cooling Coils

Multi-Position Cooling Coils		Cabinet Dimension Data			Plenum	
Model Number	Nominal Size/Tons	Width "C"	Depth "B"	Height "A"	Width	Depth
WM24-A286E-Q1	2	14 1/2"	21 1/2"	25 1/4"	12 3/4"	19 3/4"
WM24-A286E-Q2	2	17 1/2"	21 1/2"	25 1/4"	15 3/4"	19 3/4"
WM36-A304E-Q1	3	14 1/2"	21 1/2"	28 1/4"	12 3/4"	19 3/4"
WM36-A304E-Q2	3	17 1/2"	21 1/2"	28 1/4"	15 3/4"	19 3/4"
WM36-A304E-Q3	3	20 1/2"	21 1/2"	28 1/4"	18 3/4"	19 3/4"

Vertical Cased Cooling Coils		Cabinet Dimension Data			Plenum	
Model Number	Nominal Size/Tons	Width "C"	Depth "B"	Height "A"	Width	Depth
WM48-M208E-2	4	17 1/2"	21 1/2"	25"	12 3/4"	19 3/4"
WM48-M208E-3	4	20 1/2"	21 1/2"	25"	18 3/4"	19 3/4"
WM60-M2Z6E-3	5	20 1/2"	21 1/2"	28 1/4"	18 3/4"	19 3/4"
WM60-M2Z6E-4	5	23 1/2"	21 1/2"	28 1/4"	21 3/4"	19 3/4"

Dedicated Horizontal Cooling Coils		Cabinet Dimension Data			Plenum	
Model Number	Nominal Size/Tons	Width "C"	Depth "B"	Height "A"	Width	Depth
WMKH48-21A43E	4	20 1/4"	23 1/2"	26 1/4"	18 1/2"	24 1/2"
WMKH60-21A43E	5	20 1/4"	23 1/2"	26 1/4"	18 1/2"	24 1/2"

Uncased Cooling Coils		Dimension Data		
Model Number	Nominal Size/Tons	Width "C"	Depth "B"	Height "A"
WMUC24-A286E-1	2	13"	19 1/2"	19 1/2"
WMUC24-A286E-2	2	15"	19 1/2"	19 1/2"
WMUC36-A304E-1	3	13"	19 1/2"	21 1/2"
WMUC36-A304E-2	3	15"	19 1/2"	21 1/2"
WMUC36-A304E-3	3	20"	19 1/2"	21 1/2"
WMUC48-M208E-2	4	17"	19 1/2"	21 1/2"
WMUC48-M208E-3	4	20"	19 1/2"	21 1/2"
WMUC60-M2Z6E-3	5	20"	19 1/2"	25 1/2"