



Order Inquiry Portal User Guide

Rev a – 7/24/20

Contents

Accessing the Portal	3
Logging In	3
Portal Home Screen	5
Order Inquiry.....	6
Viewing Details of Order	7
Open Item Details – View	8
Shipped Items Details - View	9
Sold To – View	10
Ship to – View	11
Tracking – View	12
Printing Order Status	13
Search Tools	15
Filter by Order Number.....	15
Filter by PO Number	16
Grouping	17
Sorting.....	19
Order History	20
Printing Invoices.....	21
Tracking Shipments.....	23
Support	24

Accessing the Portal

You can access the WM Customer Portal directly at this URL:

<https://orders.weil-mclain.com/>

... Or by logging into the WM Public website, clicking on the “Distributors” tab and choosing the “Order Inquiry Portal” box.

Logging In

WEIL-McLAIN® CUSTOMER PORTAL [Log In]

Home About

LOG IN

Please enter your username and password.

Account Information

Username:

Password:

Internet Explorer is not recommended for this application ...

Chrome, Firefox or Microsoft Edge Browser is recommended for Best User Experience

Click link to login

Internet Explorer is not recommended for this application. Use a Google Chrome, Firefox or Microsoft Edge Browser for best user experience.

WEIL-McLAIN® CUSTOMER PORTAL [[Log In](#)]

Home About

LOG IN

Please enter your username and password.

Account Information

Username:

Password:

[Log In](#)

Weil-McLain Customer Portal - Copyright© 2014 Weil-McLain

Access Granted By Permission Only

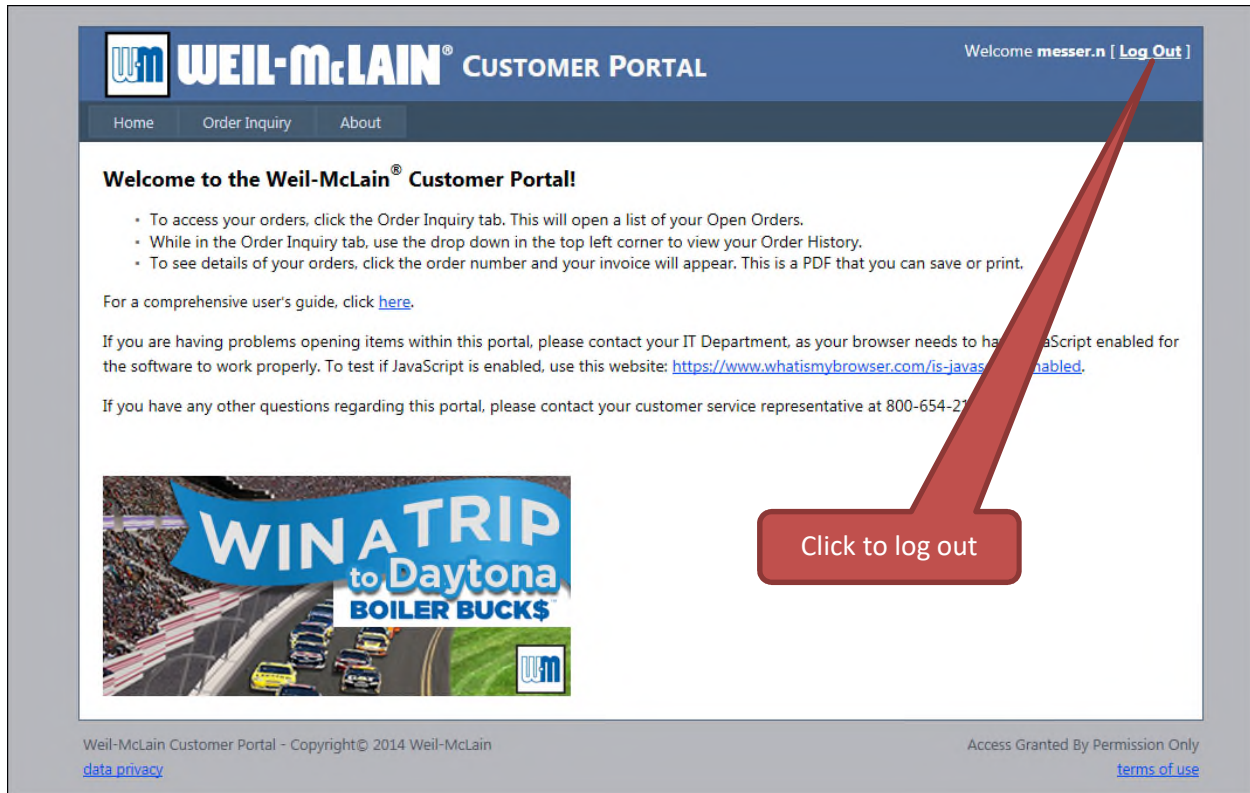
[data privacy](#) [terms of use](#)

100%

Enter your login credentials. Credentials are case sensitive. Make sure your CAPS lock is off.

If you require assistance with your login information, please email login.help@weil-mclain.com.

Portal Home Screen



WEIL-McLAIN® CUSTOMER PORTAL

Welcome **messer.n** [[Log Out](#)]

Home Order Inquiry About

Welcome to the Weil-McLain® Customer Portal!

- To access your orders, click the Order Inquiry tab. This will open a list of your Open Orders.
- While in the Order Inquiry tab, use the drop down in the top left corner to view your Order History.
- To see details of your orders, click the order number and your invoice will appear. This is a PDF that you can save or print.

For a comprehensive user's guide, click [here](#).

If you are having problems opening items within this portal, please contact your IT Department, as your browser needs to have JavaScript enabled for the software to work properly. To test if JavaScript is enabled, use this website: <https://www.whatismybrowser.com/is-javascript-enabled>.

If you have any other questions regarding this portal, please contact your customer service representative at 800-654-2700.

WIN A TRIP to Daytona BOILER BUCKS

Click to log out

Weil-McLain Customer Portal - Copyright © 2014 Weil-McLain
[data privacy](#)

Access Granted By Permission Only
[terms of use](#)

The portal home screen may be used by WM Sales and Marketing to communicate important information to distributors.

To log out from the system click the log out link in the upper right hand corner of the screen.

Order Inquiry

WEIL-McLAIN® CUSTOMER PORTAL

Welcome braesel.J [[Log Out](#)]

Home Order Inquiry About

OPEN ORDERS

Open Orders

Drag a column header and drop here to group by that column

Refresh

Order Number	Sold To Number	Customer Name	PO Number	Order Type	Entry Date	Open Amount
811398				GT	06/05/2014	
811551				GT	06/05/2014	
811979				GT	06/05/2014	
812139				GT	06/24/2014	
812308				GT	06/25/2014	
812340				GT	07/02/2014	
812508				GT	07/07/2014	
812722				GT	07/09/2014	
812770				GT	07/09/2014	
812853				GT	07/14/2014	
812864				GT	07/16/2014	
812917				GT	07/17/2014	
				G1	07/17/2014	
				G1	07/18/2014	
				GT	07/21/2014	

Page size: 15 57 items in 4 pages

Weil-McLain Customer Portal - Copyright © 2014 Weil-McLain

[data privacy](#)

Access Granted By Permission Only

[terms of use](#)

To access your order inquiry screen click the tab “Order Inquiry”.

Please be advised the Portal will automatically open to the “Open Orders” status. Viewing invoiced orders can be accessed by choosing “Order History” and will be reviewed later in this guide.

Viewing Details of Order

WEIL-McLAIN® CUSTOMER PORTAL Welcome **messer.n** [[Log Out](#)]

Home Order Inquiry About

Open Orders

OPEN ORDERS

Drag a column header and drop it here to

Refresh

Order Number	Sold To	Customer Name	PO Number	Order Type	Entry Date
1017677					
1017677				GT	07/02/2020

Open Item Details			Shipped Item Details			Sold To	Ship To	Tracking	
Line Number	Line Type	Ship Mode	Open Qty	Item Number	Item Description	Trade Price	Net Amount	Actual Planned Load Date	Estimated Load Date
5	S	TL	6	381359004	CGa-4 PIDL T007e S3 Blr			++++	07/24/2020
			1	381359070	CGa-4 PIDL T007e S3 Blr			++	
			11	381359074	CGa-4 PIDL T007e S3 Blr			++	
			2	381359076	CGa-4 PIDL T007e S3 Blr			++	
			1	381359080	CGa-4 PIDL T007e S3 Blr			++	
12	S	TL	1	381359107	CGa-4 PIDL T007e S3 Blr			++++	07/24/2020
13	S	TL	1	381359088	CGa-4 PIDL T007e S3 Blr			++++	07/24/2020

Page size: 7

11 items in 2 pages

\$0.00

To view the details of an order click the arrow at the extreme left of the order summary line.

Open line items will be displayed first when you expand the order. To see other sections of the order details, click the appropriate tab, “Shipped Items Details”, “Sold-To” address, “Ship-To” address and “Tracking” information.

In the lower right hand there is a display showing how many items the order has and how many pages this information can be found on. If there is more than one page of information, you can toggle between pages by choosing the arrows on the lower left.

Open Item Details – View

WEIL-McLAIN® CUSTOMER PORTAL Welcome **messer.n** [[Log Out](#)]

Home Order Inquiry About

Open Orders

OPEN ORDERS

Drag a column header and drop it here to group by that column

Refresh

Order Number	Sold To Number	Customer Name	PO Number	Order Type	Entry Date
1017677				GT	07/02/2020

1017677

Open Item Details		Shipped Item Details		Sold To	Ship To	Tracking			
Line Number	Line Type	Ship Mode	Open Qty	Item Number	Item Desc	Trade Price	Net Amount	Actual Planned Load Date	Estimated Load Date
5	S	TL	6	381359004	CGI-4 PIN T007e S4 Blr			++++	07/24/2020
8	S	TL	1	381359005	CGa-25 PIDN T007e S3			++	07/24/2020
9	S	TL	11	381359076	CGa-5 PIDN T007e S3 Blr			+++	07/24/2020
10	S	TL	2	381359080	CGa-7 PIDN T007 S3 Blr			++++	07/24/2020
11	S	TL	1	381359107	CGa-6 PIDN T007 S3 Blr				07/24/2020
12	S	TL	1	381359088	CGa-4 PIDN T007 S3 Blr				07/24/2020
13	S	TL	1						

Items not yet shipped

Tentative Load Date

Page size: 7 11 items in 2 pages

\$0.00

To view the details of the order that have not yet shipped click on the “Open Item Details” tab. This tab can be found right under the order number.

The Open Qty field will only display what has not shipped yet.

The Actual Planned Load Date field provides a tentative load date. It is important to note that this date may change depending on product availability, carrier commitments, or distributor request dates.

Shipped Items Details - View

WEIL-McLAIN® CUSTOMER PORTAL Welcome messer.n [[Log Out](#)]

Home Order Inquiry About

Open Orders

OPEN ORDERS

Drag a column header and drop it here to group by that column

Order Number	Sold To Number	Customer Name	PO Number	Order Type	Entry Date	Refresh
1017677				GT	07/02/2020	

1017677

Open Item Details		Shipped Item Details		Sold To	Ship To	Tracking					
Shipment Number	Line Number	Line Type	Ship Mode	Shipped Qty	Carrier	Item Number	Item Desc	Trade Price	Net Amount	Shipped Date	Invoice Number
196598	1	S	LTL	1	TBD	510312060	Ctl-L HP Stm 2-15PSI 25PSI Max			07/15/2020	1929795
196598	2	S	LTL		TBD	511100005	LWCO 45-1105			07/15/2020	1929795
196598	3	S	LTL		TBD	383500380	Kit-S Wtr Supp Pip Repl Ult310			07/15/2020	1929795
196598					TBD	383500600	Kit			07/15/2020	1929795
196598					TBD	382200612	GV Blr			07/15/2020	1929795
196819					TBD	511114526	LW 17			07/17/2020	1929981

\$0.00

Order items that have been shipped can be viewed under the “Shipped Items Details” tab.

If Carrier information is available it will be found in this screen. Should you need carrier information and none is listed or if the description in this field is TBD, contact your Weil-McLain Customer Service representative for details.

Clicking on the number in the Invoice Number field allows you to generate a copy of this invoice. The invoice will be generated in a PDF file that you can save or print.

Sold To – View

The screenshot displays the WEIL-McLAIN Customer Portal interface. At the top, the logo and 'CUSTOMER PORTAL' text are visible, along with a user greeting 'Welcome messer.n' and a 'Log Out' link. A navigation bar includes 'Home', 'Order Inquiry', and 'About' links. Below this, a dropdown menu is set to 'Open Orders', and the page title is 'OPEN ORDERS'. A table with columns 'Order Number', 'Sold To Number', 'Customer Name', 'PO Number', 'Order Type', and 'Entry Date' is shown. The first row contains the order number '1017677'. Below the table, a tabbed interface is active on the 'Sold To' tab, showing the address 'WATERLOO, IA 50703-9629'. Other tabs include 'Open Item Details', 'Shipped Item Details', 'Ship To', and 'Tracking'. A 'Refresh' button is located in the top right of the table area. The total amount '\$0.00' is displayed at the bottom right.

WEIL-McLAIN® CUSTOMER PORTAL

Welcome messer.n [[Log Out](#)]

Home Order Inquiry About

Open Orders

OPEN ORDERS

Drag a column header and drop it here to group by that column

Refresh

Order Number	Sold To Number	Customer Name	PO Number	Order Type	Entry Date	
1017677						
1017677				GT	07/02/2020	

Open Item Details Shipped Item Details **Sold To** Ship To Tracking

Sold To:

WATERLOO, IA 50703-9629

\$0.00

The “Sold To” tab allows you to view which branch the product was sold to.

Ship to – View

The screenshot displays the WEIL-McLAIN Customer Portal interface. At the top, the logo and "CUSTOMER PORTAL" text are visible, along with a welcome message for user "messer.n" and a "Log Out" link. A navigation bar includes "Home", "Order Inquiry", and "About". Below this, a dropdown menu shows "Open Orders". The main section is titled "OPEN ORDERS" and contains a table with columns: Order Number, Sold To Number, Customer Name, PO Number, Order Type, and Entry Date. A "Refresh" button is located in the top right of the table area. The first row of the table shows Order Number 1017677, a search icon, and a date of 07/02/2020. Below the table, there are tabs for "Open Item Details", "Shipped Item Details", "Sold To", "Ship To", and "Tracking". The "Ship To" tab is currently selected, showing a "Ship To:" label and a greyed-out address field. Below the field, the address "WATERLOO, IA 50703-9629" is displayed. A "\$0.00" value is shown in the bottom right corner of the main content area.

Order Number	Sold To Number	Customer Name	PO Number	Order Type	Entry Date
1017677				GT	07/02/2020

Ship To: WATERLOO, IA 50703-9629

\$0.00

In the “Ship To” tab you can see where the product will be shipped.

Tracking – View

WEIL-McLAIN® CUSTOMER PORTAL

Welcome **messer.n** [[Log Out](#)]

Home Order Inquiry About

Open Orders

OPEN ORDERS

Drag a column header and drop it here to group by that column

Refresh

Order Number	Sold To Number	Customer Name	PO Number	Order Type	Entry Date	
1017592						
1017592				G1	06/30/2020	

Open Item Details Shipped Item Details Sold To Ship To Tracking

Shipment Number	Tracking Number	Carrier	Ship Date
196434	1ZE955A40363430165	UNITED PARCEL SERVICE	7/22/2020

\$0.00

The “Tracking” tab provides you with information on the tracking number, carrier name and the date the order shipped. UPS tracking numbers have a hyper-link which allows you to check on the status of the order on the UPS website.

Printing Order Status

The **Order Inquiry Portal** system also allows you to print or save a copy of your order status.

Click the “Order Number” in the summary line to access a PDF copy of that order.

The screenshot displays the WEIL-McLAIN Customer Portal interface. At the top, the logo and 'CUSTOMER PORTAL' text are visible, along with a user greeting 'Welcome messer.n [Log Out]'. Below the navigation bar, the 'OPEN ORDERS' section is active. It features a table with columns: Order Number, Sold To Number, Customer Name, PO Number, Order Type, and Entry Date. The first row shows the order number '1017677', which is highlighted by a red callout box. The callout box contains the text: 'Click to access a printable copy of your order status'. Below the main table, there are tabs for 'Open Item Details', 'Assigned Item Details', 'Sold To', 'Ship To', and 'Tracking'. The 'Tracking' tab is selected, showing a table with columns: Shipment Number, Tracking, Carrier, and Ship Date. The text 'No Tracking Is Available ...' is displayed in the tracking table. A 'Refresh' button is located in the top right corner of the table area. The total amount '\$0.00' is shown at the bottom right of the table.

This printable report is in a PDF format and can be saved directly to your PC and/or printed to a local printer.

Click the "X" in the upper right hand corner to close the window.

WEIL-McLAIN®

CUSTOMER PORTAL

Welcome **messer.n** | [Log Out](#)

[Home](#)
[Order Inquiry](#)
[About](#)

Open Orders

Drag a column header to

Order Number

1017677

1017677

Open Item Details

Shipment Number

No Tracking Information

Weil-McLain Customer Portal
[data privacy](#)

WEIL-McLAIN®

Order Status

Date Printed
7/23/2020

Sold To

46979

Ship To

46979

Order	Sold To	Customer Name	PO Number	Order Type	Date Entered	Open Amount
1017677				GT	07/02/2020	

Open Items

Line	Type	Ship Mode	Open Qty	Item Number	Item Desc	Trade Price	Net Amount	Act Planned Load Date	Estimated Load Date
5.00	S	TL	6	381359004	CGI-4 PIN T007e S4 Blr				07/24/2020
8.00	S	TL	1	381359070	CGa-25 PIDN T007e S3 Blr				07/24/2020
9.00	S	TL	11	381359074	CGa-4 PIDN T007e S3 Blr				07/24/2020
10.00	S	TL	2	381359076	CGa-5 PIDN T007e S3 Blr				07/24/2020
11.00	S	TL	1	381359080	CGa-7 PIDN T007 S3 Blr				07/24/2020
12.00	S	TL	1	381359107	CGa-6 PIDN T007 7-10K S3 Blr				07/24/2020
13.00	S	TL	1	381359088	CGa-4 PIDL T007e S3 Blr				07/24/2020
14.00	S	TL	4	381359002	CGI-3 PIN T007e S4 Blr				07/24/2020
15.00	S	TL	1	381359008	Blr CGI-6 PIN T007 S4				07/24/2020
16.00	S	TL	1	381359010	CGI-7 PIN T007 S4 Blr				07/24/2020
17.00	S	TL	1	381359020	CGI-5 PIL T007e S4 Blr				07/24/2020

Shipped Items

Line	Type	Ship Mode	Ship Qty	Carrier Name	Item Number	Item Desc	Trade Price	Net Amount	Shipped Date	Invoice Number
1.00	S	LTL	1	TBD	510312060	CS-L HP Stm 2-15PSI 25PSI Max			07/15/2020	1929795
2.00	S	LTL	3	TBD	511100005	LWCO 45-1105			07/15/2020	1929795
3.00	S	LTL	1	TBD	383500380	Kit-S Wtr Supp Pip Repl UI310			07/15/2020	1929795
4.00	S	LTL	3	TBD	383500600	Kit-S T-Snar Flue			07/15/2020	1929795
6.00	S	LTL	1	TBD	382200612	GV60+ S NG T007 S2 Blr			07/15/2020	1929795
7.00	S	GRD	1	TBD	511114526	LWCO 1505MD M&M 171802			07/17/2020	1929981

Image 1 of 1

Refresh

Date

2020

\$54,682.84

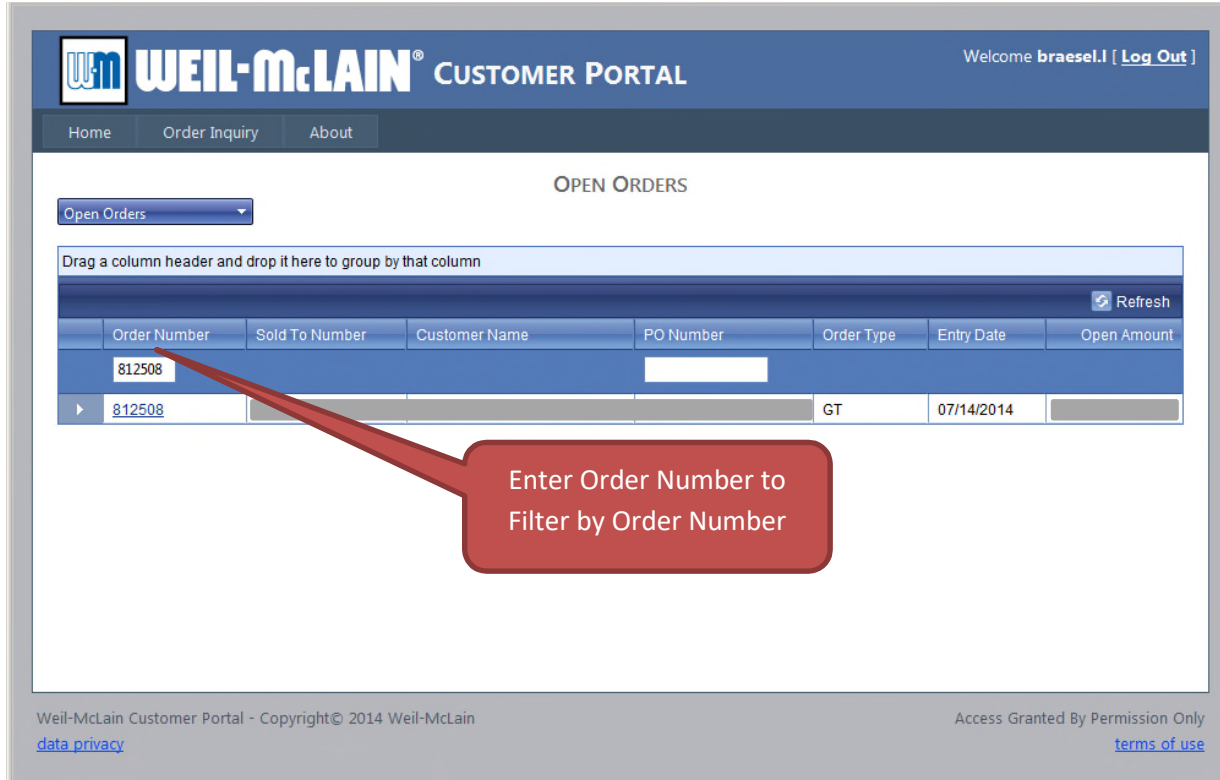
\$0.00

Granted By Permission Only
[terms of use](#)

Search Tools

The **Order Inquiry Portal** allows flexibility when searching by Order Number or Purchase Order Number.

Filter by Order Number



The screenshot displays the Weil-McLain Customer Portal interface. At the top, the header includes the Weil-McLain logo, the text "CUSTOMER PORTAL", and a welcome message "Welcome braesel.I [Log Out]". Below the header, there are navigation tabs: "Home", "Order Inquiry", and "About". The main content area is titled "OPEN ORDERS". A dropdown menu labeled "Open Orders" is visible. Below this, there is a table with columns: "Order Number", "Sold To Number", "Customer Name", "PO Number", "Order Type", "Entry Date", and "Open Amount". A red callout box points to the "Order Number" column, which contains the text "812508". The callout box contains the text "Enter Order Number to Filter by Order Number".

Order Number	Sold To Number	Customer Name	PO Number	Order Type	Entry Date	Open Amount
812508						
▶ 812508				GT	07/14/2014	

To search by "Order Number" you must enter the **exact** order number into the filter box.

To remove the filter, remove the text from the filter box.

Filter by PO Number

The screenshot shows the Weil-McLain Customer Portal interface. At the top, there is a navigation bar with links for Home, Order Inquiry, and About. The main heading is 'OPEN ORDERS'. Below this, there is a dropdown menu labeled 'Open Orders'. A table with columns: Order Number, Sold To Number, Customer Name, PO Number, Order Type, Entry Date, and Open Amount is displayed. A red callout box points to the PO Number input field with the text 'Enter PO Number to Filter by PO Number'. The table shows several rows of data, including Order Numbers 812139, 812770, 813504, and 813780, all with Order Type 'GT' and Entry Dates in July and August 2014. A 'Refresh' button is located in the top right corner of the table area.

Order Number	Sold To Number	Customer Name	PO Number	Order Type	Entry Date	Open Amount
812139			37	GT	07/07/2014	
812770				GT	07/17/2014	
813504				GT	07/29/2014	
813780				G1	08/04/2014	

Searching by PO Number works in a similar fashion to searching by Order Number, however the search **doesn't need to be an exact match**.

Grouping

The **Order Inquiry Portal** also allows you to group the data according to your needs.

The screenshot shows the WEIL-McLAIN CUSTOMER PORTAL interface. At the top, there's a navigation bar with 'Home', 'Order Inquiry', and 'About' links. Below this, a dropdown menu is set to 'Open Orders'. A red callout box with the text 'Drag column you wish to group here' points to the 'Customer Name' column header in the table. The table has columns: Order Number, Customer Name, PO Number, Order Type, Entry Date, and Open Amount. The data rows show various order numbers and dates.

Order Number	Customer Name	PO Number	Order Type	Entry Date	Open Amount
810281			GT	06/05/2014	
810284			GT	06/05/2014	
810287			GT	06/05/2014	
811398			GT	06/24/2014	
811551			GT	06/25/2014	
811979			GT	07/02/2014	
812139			GT	07/07/2014	
812308			GT	07/09/2014	
812340			GT	07/09/2014	
812508			GT	07/14/2014	
812722			GT	07/16/2014	
812770			GT	07/17/2014	
812853			G1	07/17/2014	

A good example of grouping would be to group by Customer Name.

To group by a summary column, drag that column name to the area designated at the top of the data grid. (See example above)

WEIL-McLAIN® CUSTOMER PORTAL Welcome **braesel.I** | [Log Out](#)

Home Order Inquiry About

OPEN ORDERS

Open Orders ▾

Customer Name ▴

Refresh

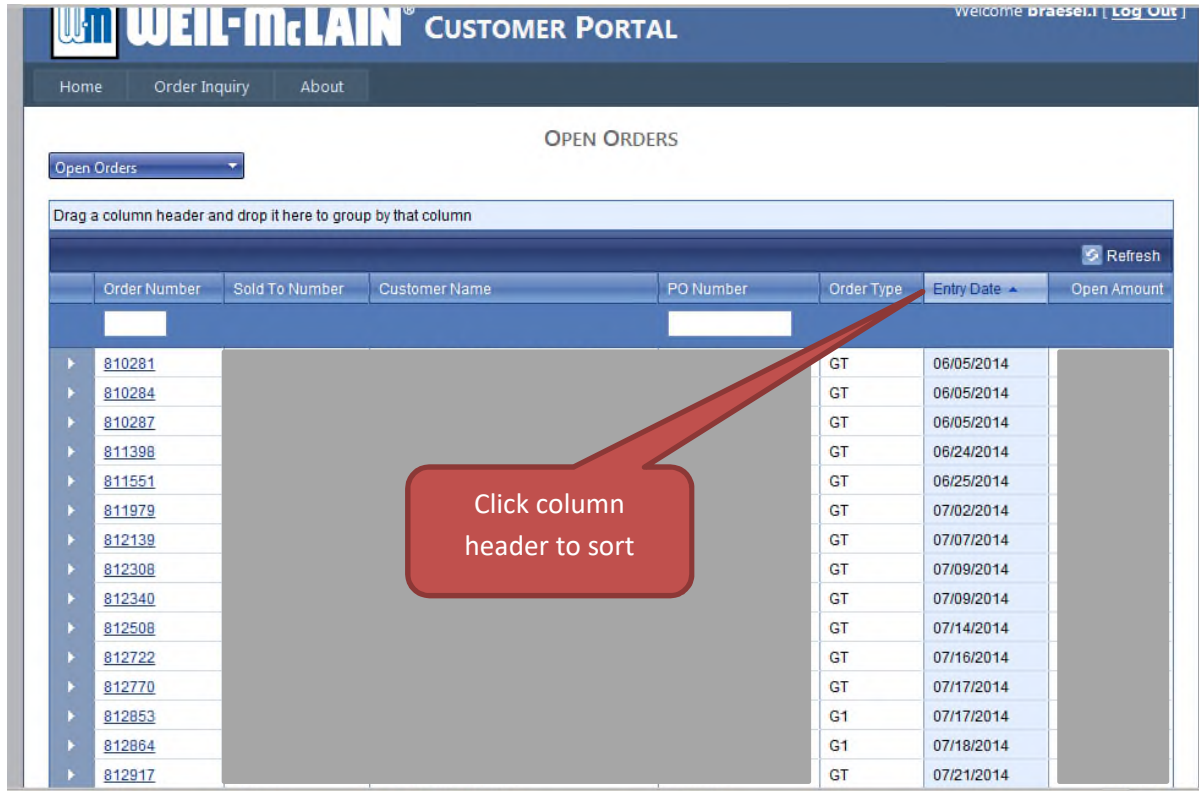
Order Number	Sold To Number	Customer Name	Date	Open Amount
813742		GT	08/01/2014	
812853		G1	07/17/2014	
813827		GT	08/04/2014	
813789		GT	08/04/2014	
813705		G1	08/01/2014	
813709		G1	08/01/2014	
813780		G1	08/04/2014	
813634		GT	07/31/2014	

The data is now displayed and grouped by Customer Name.

You can change the sort direction of the group by clicking the arrow in the group header.

Sorting

Data within the table can also be sorted by any column without grouping.



WEIL-McLAIN CUSTOMER PORTAL

Welcome **braesel.1** [[Log Out](#)]

Home Order Inquiry About

OPEN ORDERS

Open Orders ▾

Drag a column header and drop it here to group by that column

Refresh

Order Number	Sold To Number	Customer Name	PO Number	Order Type	Entry Date ▴	Open Amount
▶ 810281				GT	06/05/2014	
▶ 810284				GT	06/05/2014	
▶ 810287				GT	06/05/2014	
▶ 811398				GT	06/24/2014	
▶ 811551				GT	06/25/2014	
▶ 811979				GT	07/02/2014	
▶ 812139				GT	07/07/2014	
▶ 812308				GT	07/09/2014	
▶ 812340				GT	07/09/2014	
▶ 812508				GT	07/14/2014	
▶ 812722				GT	07/16/2014	
▶ 812770				GT	07/17/2014	
▶ 812853				G1	07/17/2014	
▶ 812864				G1	07/18/2014	
▶ 812917				GT	07/21/2014	

To sort a column, click on the column header. The first click sorts ascending, the second click sorts descending and the third click turns off sorting for that column.

You also can sort by multiple columns at the same time. When sorting is active for a column that column is highlighted.

Order History

Additionally the **Order Inquiry Portal** provides you access to a limited view of invoiced orders. The “Order History” tab provides you with information for orders from within the last 180 days.

The screenshot shows the WEIL-McLAIN CUSTOMER PORTAL interface. At the top, there is a navigation bar with 'Home', 'Order Inquiry', and 'About' tabs. Below this, the 'ORDER HISTORY' section is active. A dropdown menu labeled 'Order History' is shown, with a red arrow pointing to it and the text 'Select "Order History"'. The main content area displays a table of order history. The table has columns for Order Number, Sold To Number, Customer Name, PO Number, Order Type, Entry Date, and Open Amount. The table is currently empty, showing only the column headers. A 'Refresh' button is located in the top right corner of the table area. The bottom of the page shows a zoom level of 100%.

Order Number	Sold To Number	Customer Name	PO Number	Order Type	Entry Date	Open Amount
--------------	----------------	---------------	-----------	------------	------------	-------------

To switch to “Order History” select it from the drop down menu at the top of the page.

All of the functions work the same in “Order History” as they do in “Open Orders”. You can sort, group and filter just the same. You can also print the order by clicking the order number in the summary data.

Printing Invoices

While in “Order History”, you have the capability to print or save a PDF copy of your invoices.

WEIL-McLAIN® CUSTOMER PORTAL

Welcome messer.n [[Log Out](#)]

Home Order Inquiry About

Order History

ORDER HISTORY

Drag a column header and drop it here to group by that column

Refresh

Order Number	Sold To Number	Customer Name	PO Number	Order Type	Date
1018553					
1018553				G1	07/22/20

Shipped Item Details

Shipment Number	Line Number	Line Type	Ship Mode	Shipped Qty	Carrier	Item Number	Item Desc	Trade Price	Net Amount	Shipped Date	Invoice Number
197525	1	S	GRD	3		386300213	Kit-R SC 86/88			07/23/2020	1930472
0	2	MC	GRD	0	UNITED PARCEL SERVICE	MINIMUM CHARGE	MINIMUM CHARGE	\$0.00	\$0.00	++++	1930472
0	4	F	GRD	1	UNITED PARCEL SERVICE		Shipping & Handling	\$0.00	\$14.21	++++	1930472

\$0.00

Click the invoice number to view invoice.

Freight charges and minimum order charges are also visible from this screen.

WEIL-McLAIN®

CUSTOMER PORTAL

Welcome **messer.n** [[Log Out](#)]

[Home](#)
[Order Inquiry](#)
[About](#)

Order History

Drag a column header to

Order Number
 1018547

1018547

Shipped Item
 Shipment Number
 197520

Weil-McLain Customer Po
[data privacy](#)

Weil-McLain
 91559 Collection Center Dr. Chicago IL 60693
 Phone 219.879.6561 Fax 219.879.4025

Invoice: 1930377
 Inv Date: 7/22/2020

Sold To: [Redacted]
 Ship To: [Redacted]

Customer PO: 190437200
 Customer Number: 40556
 Order Number: 1018547 G7

Line	Item	Description	Quantity	Unit Price	Ext Price
NEXT DAY AIR					
[Redacted]					
1.000	452100150	Pil-Orif LP GV90+/I/GWC 4			

Terms: 2% 25, Net 30 Days
 Net Due Date: 8/21/2020

Invoice Total

Image 1 of 1

[Refresh](#)

Entry Date
 7/22/2020
 \$0.00

Shipped
 Date
 7/22/2020
 Invoice
 Number
 1930377
 \$0.00

 Granted By Permission Only
[terms of use](#)

Once the invoice is visible on the screen you can save it or print it to a local printer.

Click the “X” to close the window.

Tracking Shipments

Along with the features previously mentioned the **Order Inquiry Portal** has the ability to provide tracking information for shipped orders.

The screenshot shows the WEIL-McLAIN Customer Portal interface. At the top, there is a navigation bar with 'Home', 'Order Inquiry', and 'About' links. Below this is a 'Welcome messer.n [Log Out]' message. The main content area is titled 'ORDER HISTORY' and features a 'Refresh' button. A table lists orders with columns: Order Number, Sold To Number, PO Number, Order Type, and Entry Date. The first order listed is 1018547. Below the table, there is a 'Shipped Item Details' tab, which is currently selected. This tab displays a table with columns: Shipment Number, Tracking Number, Carrier, and Ship Date. The first row shows a shipment number of 197520, a tracking number of 1ZE955A40161294043, a carrier of UNITED PARCEL SERVICE, and a ship date of 7/22/2020. A red callout bubble with the text 'Click to Track' points to the tracking number. The bottom right corner of the page shows a total of \$0.00.

Order Number	Sold To Number	PO Number	Order Type	Entry Date
1018547				
1018547		190437200	G7	07/22/2020

Shipment Number	Tracking Number	Carrier	Ship Date
197520	1ZE955A40161294043	UNITED PARCEL SERVICE	7/22/2020

The “Shipped Item Details” tab displays the Carrier and a tracking number if available.

If the product was shipped via UPS a UPS tracking number hyperlink will be provided. Clicking on the hyperlink directs you to the UPS website where the tracking number is automatically tracked.

Support

If you have questions concerning open orders and invoices contact your WM Customer Service representative between 7:00 a.m. and 4:00 p.m. CST at 800-654-2109.

If you have questions concerning your login information contact login.help@weil-mclain.com.