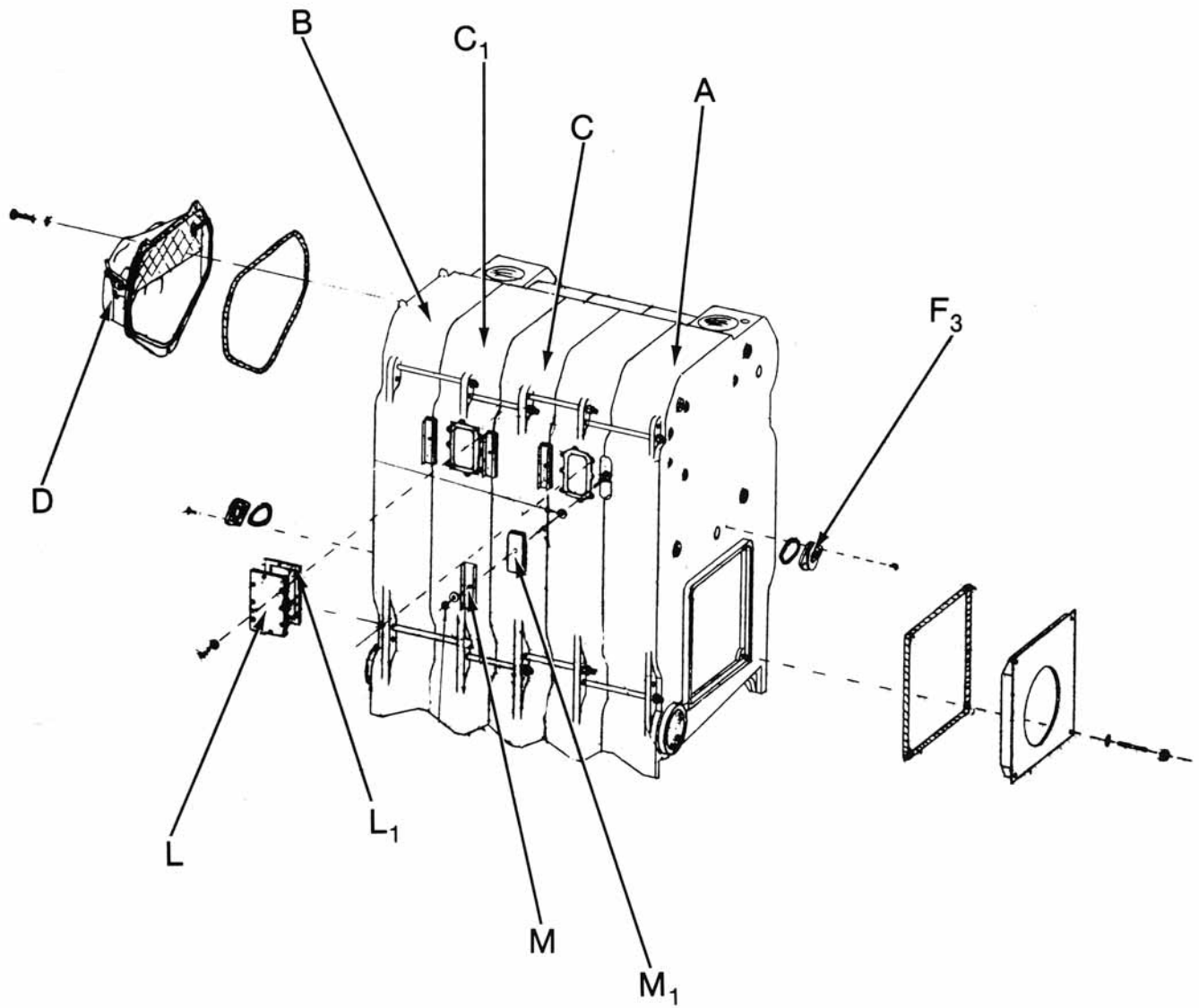


## 86 Section Assembly

OIL



## 86 Section Assembly

Fig. No.	Part No.	Description	Casting No.
A	316-301-100	FRONT SECTION	8613
B	316-301-110	BACK SECTION	8618
C	316-301-120	REGULAR INTERMEDIATE SECTION	8615
C <sub>1</sub>	316-301-130	"T" INTERMEDIATE SECTION	8616
	316-301-140	SUPPLY INTERMEDIATE SECTION	8614
	592-800-007	6" BOTTOM ELASTOMER SEAL	-
	592-800-005	9" TOP ELASTOMER SEAL	-
	560-134-495	5/8" X 11" DRAW ROD w/o nut, intermediate to intermediate (4 per joint)	-
	560-134-505	5/8" X 11" DRAW ROD w/o nut, front or back to intermediate (4 per joint)	-
	561-928-224	5/8" NUT HEX REGULAR (2 per draw rod)	-
	562-248-710	5/8" WASHER, plain (1 per draw rod)	-
	591-706-214	FLUE BRUSH, 123DMG	-
	590-735-145	1/8" GLASS WICK (1' for damper locking plate) FNS125	-
	590-735-150	3/8" GLASS ROPE (for observation port) MD375	-
	590-735-140	1/2" GLASS ROPE (13' for section seal, 7' for burner mounting plate, 6' for flue collar) HD500	-
	591-641-850	CONSTRUCTION ADHESIVE (for sealing rope-11oz.)	-
	591-638-850	SILICONE SEALANT (in caulking cartridge) 1tube for 486-886, 2 tubes for 986-1686	-
	591-638-851	SILICONE SEALANT (2.8 oz. tube) 1tube for 486-886, 2 tubes for 986-1686	-
D	340-004-606	FLUE COLLAR ASSEMBLY, 10" (includes: flue collar, damper, damper quadrant, locking plate, swivel, brackets and rope)	-
	340-004-607	FLUE COLLAR ASSEMBLY, 12" (includes: flue collar, damper, damper quadrant, locking plate, swivel, brackets and rope)	-
	340-004-608	FLUE COLLAR ASSEMBLY, 14" (includes: flue collar, damper, damper quadrant, locking plate, swivel, brackets and rope)	-
	340-004-609	FLUE COLLAR ASSEMBLY, 16" (includes: flue collar, damper, damper quadrant, locking plate, swivel, brackets and rope)	-
	330-056-634	QUADRANT for flue collar	-
	460-003-646	DAMPER BLADE for flue collar	-
	563-530-784	DAMPER LOCKING PLATE for flue collar	-
F <sub>3</sub>	385-600-099	OBSERVATION PORT ASSEMBLY (includes: frame, rope, gasket, plug and sight glass)	-
	591-419-199	SIGHT GLASS	-
	590-317-580	GASKET for sight glass	-
L	389-900-103	HEATER COVER PLATE CARTON (contains: cover plate, gasket and studs with brass nuts)	-
L <sub>1</sub>	590-317-579	GASKET for heater opening	-
M	450-030-924	CLEANOUT PLATE (1 per joint)	-
M <sub>1</sub>	591-221-270	CLEANOUT PLATE GASKET	-
	591-632-612	WATERGLASS (4oz. Bottle)	-
	386-300-213	Section Assembly kit, Includes seals, rope and sealant for 1 joint	
	560-340-577	Tankless nut and stud	

Note: Many parts are obsolete. Remaining inventory will be sold, Call for availability.

## 86 Water Trim




Fig. No.	Part No.	Description	Mfr.	Mfr.'s Part No.	Boiler Size												
					4	5	6	7	8	9	10	11	12	13	14	15	16
1	511-546-925	ASME PRESSURE RELIEF VALVE, set to relieve at 30 P.S.I.G., 3/4" female inlet, 1" brass side outlet	Watts	740	X												
	511-546-930	ASME PRESSURE RELIEF VALVE, set to relieve at 30 P.S.I.G., 1" female inlet, 1 1/4" brass side outlet	Watts	740		X	X										
	511-546-935	ASME PRESSURE RELIEF VALVE, set to relieve at 30 P.S.I.G., 1 1/4" female inlet, 1 1/2" brass side outlet	Watts	740				X	X	X	X						
	511-546-940	ASME PRESSURE RELIEF VALVE, set to relieve at 30 P.S.I.G., 1 1/2" female inlet, 2" brass side outlet	Watts	740								X	X	X			
	511-546-945	ASME PRESSURE RELIEF VALVE, set to relieve at 30 P.S.I.G., 2" female inlet, 2 1/2" brass side outlet	Watts	740											X	X	X
2	510-312-065	COMBINATION HIGH LIMIT/LOW LIMIT CONTROL, HIGH LIMIT: 130-240 <sup>o</sup> F. adjustable LOW LIMIT: 115-240 <sup>o</sup> F.	Honeywell	L4081A11 89	X	X	X	X	X	X	X	X	X	X	X	X	X
		COMBINATION HIGH LIMIT/LOW LIMIT CONTROL, HIGH LIMIT: 130-240 <sup>o</sup> F. adjustable LOW LIMIT: 115-240 <sup>o</sup> F.	White-Rodgers	11C30-3	X	X	X	X	X	X	X	X	X	X	X	X	X
3	510-218-065	COMBINATION TEMPERATURE-PRESSURE GAUGE, 3 1/2" dia., 0-50 P.S.I.G.	Ametek	PTA1088	X	X	X	X	X	X	X	X	X	X	X	X	X
		COMBINATION TEMPERATURE-PRESSURE GAUGE, 3 1/2" dia., 0-50 P.S.I.G.	ENFM-USA	4104-3.25	X	X	X	X	X	X	X	X	X	X	X	X	X
4	511-114-528	LOW WATER CUTOFF, probe type, 160 P.S.I.G. rated	McDonnell-Miller	PS-851-120 (153895)	X	X	X	X	X	X	X	X	X	X	X	X	X
NS	590-921-909	Tankless Heater - water and steam boiler, includes heater, gasket, nuts and studs.	Heat Transfer Products	820													

## 86 Steam Trim




Fig. No.	Part No.	Description	Mfr.	Mfr.'s Part No.	Boiler Size													
					4	5	6	7	8	9	10	11	12	13	14	15	16	
1	511-548-046	STEAM RELIEF VALVE, set to relieve at 15 P.S.I.G., 1" inlet	Conbraco	13-202-08										X	X	X		
	511-548-051	STEAM RELIEF VALVE, set to relieve at 15 P.S.I.G., 1 1/4" inlet	Conbraco	13-213-08	X	X	X										X	
	511-548-052	STEAM RELIEF VALVE, set to relieve at 15 P.S.I.G., 1 1/2" inlet	Conbraco	13-214-08				X	X									
	511-548-056	STEAM RELIEF VALVE, set to relieve at 15 P.S.I.G., 2" inlet	Conbraco	12-205-08						X	X	X	X	X	X	X	X	
2	510-312-135	HIGH PRESSURE LIMIT, 0-9 P.S.I.G. adjustable, subtractive differential 1-5 P.S.I.G., open on high pressure switch action (2 required per boiler)	Honeywell	PA404A10 09	X	X	X	X	X	X	X	X	X	X	X	X	X	
3	510-218-145	WATER GAUGE GLASS COCK SET	Conbraco	21-205-03 (B55)	X	X	X	X	X	X	X	X	X	X	X	X	X	
4	383-600-002	Water Gauge Glass Kit, 5/8" x 10 5/8" with gaskets and brass washers.	Weil-McLain	-	X	X	X	X	X	X	X	X	X	X	X	X	X	
5	563-334-595	WATER GAUGE GLASS GUARDS, 12 1/2" long (2 required)	Weil-McLain	-	X	X	X	X	X	X	X	X	X	X	X	X	X	
NS	590-921-909	Tankless Heater - water and steam boiler, includes heater, gasket, nuts and studs.	Heat Transfer Products	820														