



WGO Boiler

Series 3 Oil-Fired Natural Draft Water Boiler

Addendum

This Addendum needs to be used in conjunction with Boiler Manual - WGO - P/N 550-141-826 and for Canada - Blocked Vent Shutoff Switch Wiring Supplement - P/N 550-141-985



UL-726 Certified



As an ENERGY STAR Partner, Weil-McLain has determined that this product meets the ENERGY STAR guidelines for energy efficiency

Installer: Make sure this is the correct addendum for the boiler. Verify boiler model on rating label.

Leave all documentation received with boiler and burner with unit for future reference.

User: Boiler and burner must be installed and serviced by qualified service technician.

1. INSTALLATION REQUIREMENT

 **CAUTION** Do not tamper with the unit or controls.

To comply with ASME, UL 726 or Canadian requirements, an additional high temperature limit is needed. Install the secondary control in the supply piping between boiler and isolation valve. Set the control to a minimum of 20°F above the set point of the combination control. The maximum allowable set point is 220°F. Wire the control as shown on the following page.

2. GENERAL MAINTENANCE REQUIREMENT

Keep manual valve shut off when the burner is shut down for extended period of time.

Maintain all cover plates, etc. in place, except during maintenance.

In Canada, Blocked Vent Shutoff Switch Kit (W-M P/N 511-624-650), supplied with the boiler, must be installed.

WARNING Electrical shock hazard — can cause severe injury or death. Disconnect power before installing or servicing.

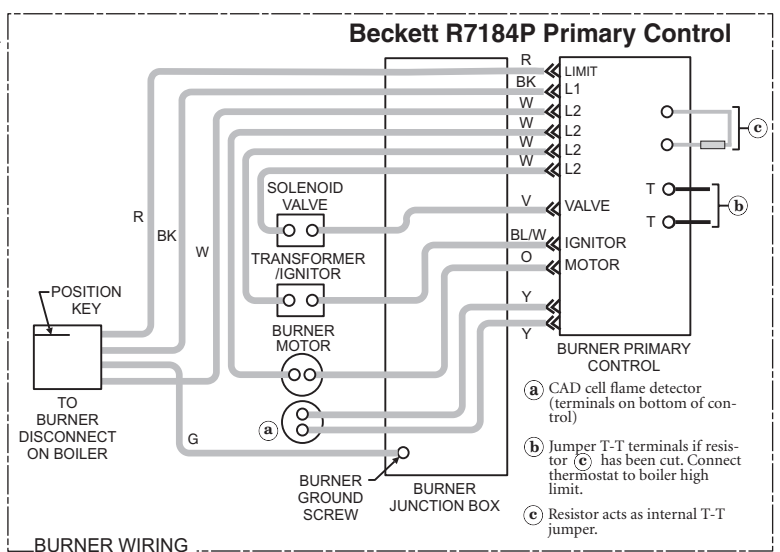
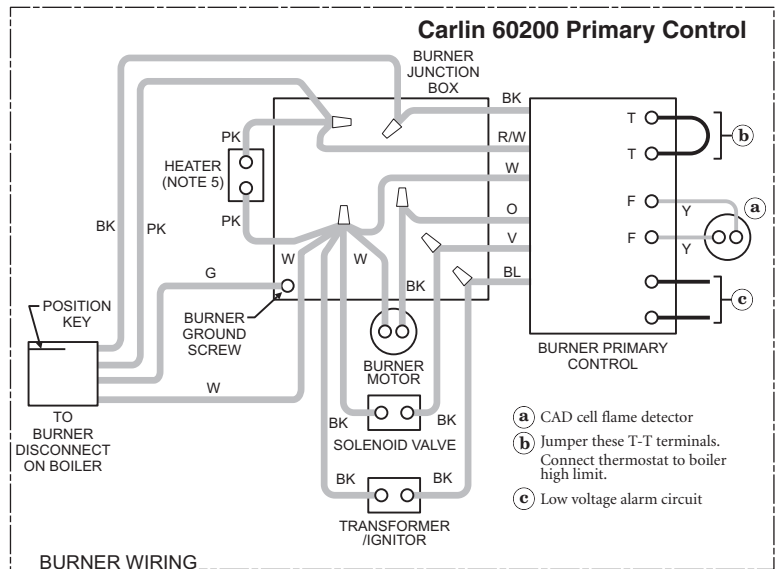
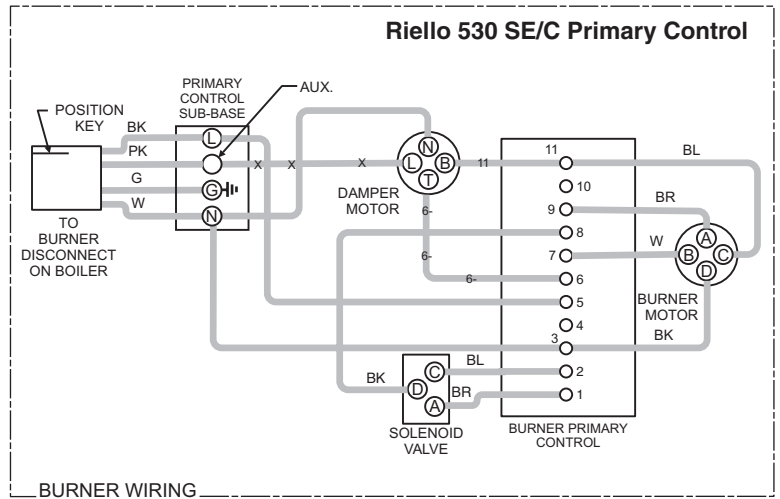
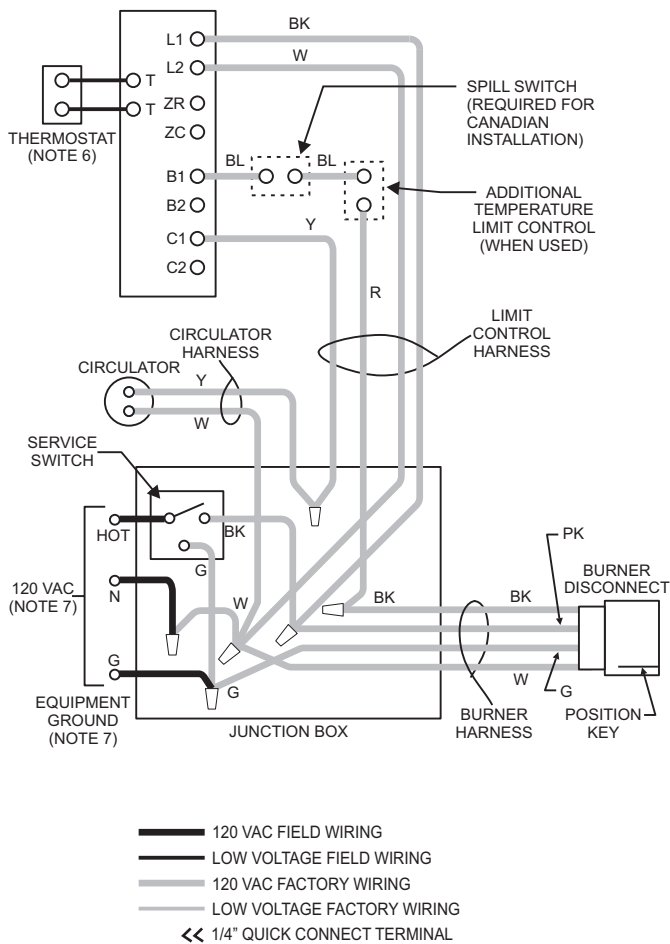
NOTICE Burners with Beckett Clean Cut Pump must be used with a primary control that has a valve-on delay (pre-purge). Controls shown have valve on delay (see control manufacturer's instructions for timings.)

NOTES:

1. All wiring must be installed in accordance with N.E.C. and any other national, state, or local code requirements. For Canadian installations, all wiring must comply with the Canadian Electrical Code.
2. All wiring must be N.E.C. Class 1.
3. Refer to control component instructions packed with the boiler for application information.
4. If any of the original wire as supplied with the appliance must be replaced, use minimum 105 °C wire or equivalent.
5. Nozzle line heater is standard on Carlin EZ burners. Leave wire capped and unattached if not used.
6. Set thermostat heat anticipator as per control manufacturer's recommendations.
7. Connect incoming line voltage "HOT" wire to service switch and neutral wire to white wire. Connect ground wire to green wire with wire nut.

Low Limit Setting:

WGO - Set to "OFF"
WTGO - Set Low Limit Temperature



WGO
2 thru 9

WTGO
3 thru 9

WGO
• Water without tankless heater
WTGO
• Water with tankless heater

WEIL-McLAIN
Weil-McLain 500 Blaine St. Michigan City, IN 46360-2388
PART NUMBER 550-200-018 0108



WEIL-McLAIN

Weil-McLain
500 Blaine Street
Michigan City, IN 46360-2388
<http://www.weil-mclain.com>